

**CLEARLAKE OAKS COUNTY WATER DISTRICT  
AGENDA  
REGULAR MEETING OF THE BOARD OF DIRECTORS**

Clearlake Oaks County Water District Administration Building  
12952 E. Hwy. 20 Clearlake Oaks, CA 95423 (707) 998-3322

**MAY 18, 2017**

This meeting will be conducted by Roberts Rule of Order.

Where appropriate or deemed necessary, the Board may take action on any item listed on the agenda, including items listed as information items. Public documents relating to any open session item listed on this agenda that are distributed to all or a majority of the members of the Board of Directors less than 72 hours before the meeting are available for public inspection in the customer service area of the District's Administrative Office at the above address.

The public may address the Board concerning an agenda item either before or during the Board's consideration of that agenda item. The President will call for comments at the appropriate time. Comments will be subject to reasonable time limits of three minutes.

In compliance with the Americans with Disabilities Act, if you have a disability, and you need a disability-related modification or accommodation to participate in this meeting, then please contact Clearlake Oaks County Water District Secretary to the Board at 707-998-3322. Requests must be made as early as possible, and at least one full business day before the start of the meeting.

**AGENDA**

**Call to Order – 4:00 p.m.**

**Pledge of Allegiance**

**Roll Call**

Mrs. Margaret Medeiros, President    Mr. Karl Hosier, Vice President    Mrs. Judy Heeszal, Director  
 Mr. Samuel Boucher    Mr. Stanley Archacki

Mr. Alan Gardner – General Manager    Mr. Jason Mitchell – Operations Manager  
 Mrs. Dianna Mann - Secretary to the Board

Scott Nave, Counsel to the Board, is on speaker phone

**Public comment on non-agenda items**

This is the opportunity for the public to comment on non-agenda items within the Board's jurisdiction. Comments are limited to three (3) minutes

**Consent Items**

The Board will be asked to approve all Consent Items at one time without discussion. Consent Items are expected to be routine and non-controversial. If any Director, staff, or interested person requests that an item be removed from the Consent Items, it will be considered with the action items.

**1. Staff Written Operational Reports**

- a. Customer Service
- b. Administration/Grants
- c. Water Plant Chief Operator
- d. Wastewater Plant Interim Chief Operator
- e. Operations Manager
- f. General Manager

**2. Financial Reports for review and approval**

- a. April 2017 QB balance sheet and profit & loss statements
- b. Bank account balances and accounts receivable and check register
- c. Employee payroll report
- d. Aged trial balance summary
- e. Vendor aging report, accounts payable breakdown

**3. Minutes of previous meeting for review and approval**

- a. Minutes of Regular Meeting 04-20-17

**4. Bills**

- a. **MC Engineering** Invoice No. 1491, dated 5/1/17, in the amount of \$21,741.43, for the USDA Wastewater pre-design, design phase
- b. **MC Engineering** Invoice No. 1489, dated 5/1/17 in the amount \$8,088.11, for the Reclamation Study
- c. **MC Engineering** Invoice No. 1492, dated 5/1/17, in the amount of \$7,602.50, for the revision of the Inflow and Infiltration grant to include the forcemain form LS 7 to sewer plant  
**HD Excavating**
- d. Invoice number 691, dated 4/20/17, in the amount of \$35,142.71, for flood, potholing, and main break  
**MendoLake Staffing (The Works)**
- e. Invoice number 1350, dated 4/27/17, in the amount of \$6,230.58 for temp help for LS 7  
**Sunbelt Rental**
- f. Invoice number 66843606-001, dated 3/7/17, in the amount of \$13,659.50 for rental equipment during flood (trash pumps)
- g. Invoice number 66843606-005, dated 4/3/17, in the amount of \$7,053.86 for rental equipment due to flood
- h. Invoice number 66843606-006, dated /1/17, in the amount of \$7,056.01 for rental equipment

**Action Taken:** \_\_\_\_\_

**5. Agenda (Old Business)**

- a. Discussion, update and consideration of MC Engineering grant status reports and USDA progress

**Action Taken:** \_\_\_\_\_

- b. Discussion and update of CSA 16 Annexation progress

**Action Taken:** \_\_\_\_\_

- c. Discussion and update of sidewalk project

**Action Taken:** \_\_\_\_\_

- d. Discussion and update of Storm damage to District

**Action Taken:** \_\_\_\_\_

**6. Agenda (New Business)**

- a. Discussion and consideration of Resolution 17-06, Capital Expansion Fees

**Action Taken:** \_\_\_\_\_

- b. Discussion and consideration of Resolution 17-07, Pre-design and design of I & I Const

**Action Taken:** \_\_\_\_\_

- c. Discussion and consideration of 2017-2018 Budget

**Action Taken:** \_\_\_\_\_

- d. Update and discussion of editing board packet

**Action Taken:** \_\_\_\_\_

- e. Discussion and consideration of purchasing 800 gallons of Zinc Orthophosphate for corrosion control in Distribution System for the amount of \$10,309.68

**Action Taken:** \_\_\_\_\_

**Closed Session**                      **Time:** \_\_\_\_\_

- a. Existing litigation: Eric Luna vs. CLOCWD
- b. Anticipated litigation:
  - 1. One case
  - 2. Magen Estep vs. CLOCWD
  - 3. Pamela Parker vs. CLOCWD

**Open Session**                      **Time:** \_\_\_\_\_

**Action Taken in Closed Session:** \_\_\_\_\_

**Adjournment**                      **Time:** \_\_\_\_\_

J.A

# Clearlake Oaks County Water District Customer Service Report

**May 2017**

**To: Clearlake Oaks County Water District, Board of Directors**

**RE: May 2017 Meeting Update**

**Current:** All ten of the Pilot test meters have been working out great. The beacon website portal is amazingly easy to use.

**CSA 16:** I will begin creating the new accounts for CSA 16 in our billing system in the upcoming month.

**Upcoming:** I will be gathering up rate information to properly update our billing system when the time comes in July.

Submitted By:

Rachel Schainblatt  
Customer Service Rep II

**Clearlake Oaks County Water District**  
**Administrative Services Manager**  
**May 18, 2017**

**Administration / Grants**

- ❖ State Water Resources Control Board (SWRCB) Wastewater Collection System Mapping and Infiltration and Inflow Construction. \$3.3M – This grant has been revisited since our storms of 2017, and will be amended to include a new forcemain and more inflow and infiltration upgrades with an amended grant amount of \$6M. (Refer to RES 17-04)
- ❖ Department of Water Resources (DWR), Water Master Plan Study Grant in the amount of \$400,000. MC Engineering is approx 99.9% complete as of the end the month. From the Water Master Plan Study, three grants will be applied for:
  - Harvey Tank Installation
  - Storage Tanks and Distribution System Improvements
  - Water Plant, Meters and Backflow Projects
- ❖ State Water Resources Control Board (SWRCB), Wastewater Treatment Plant Reclamation Study in the amount of \$299,640. MC Engineering is approx 66% complete, and we are at 72% of the time allotment. Status report is attached.
- ❖ USDA Wastewater Treatment \$2.8M loan is projected to close this June or July. Excited to say that our pre-construction meeting was held on April 19, however, bids were turned at by 4:00 pm on May 12, and unfortunately all came in to high. MC to discuss with USDA and discuss our options and report back to District.
- ❖ USDA Wastewater Treatment Plant Grant \$2M, original amount of grant was \$1M, however, with the help and determination of MC Engineering explaining costs increases, the District received an additional \$1M grant.
- ❖ Storms 2017, I have met with FEMA, State of California OES and Insurance. To date, insurance has paid \$334,000, and I have sent FEMA and the State all vendor invoices. FEMA and the State will be assisting in the \$250,000 insurance deductible. FEMA should pay approx 75% of the deductible, with State paying approx 18.75% of the 25% FEMA doesn't pay, leaving District with approx 6.25% of total flood cost.
- ❖ 2017 – 2018 projected budget has been completed and is part of this packet for questions and consideration.

Respectfully Submitted,  
Dianna Mann



**Report Date:** May 5, 2017

**RE: CLOCWD SWRCD Wastewater Reclamation Study Planning Grant Status Report**

**Billing Period:** April, 2017

**I. Project Status Update and Work Accomplished to Date:** Following completion of the recent USDA funded plans and specifications, work was stepped up in April toward completing the Reclamation Study draft report. Related work included:

- Received PEER review of work to date by the Stantec Process Engineer
- Prepared report alternatives and analyzed various deficiencies
- Began work on Draft Report
- Continued work on offsite use alternatives evaluation and recycled water market needs driving proposed permit and process improvements

**Budget Status Update**

**Total Budget:** \$299,640.00


**This Invoice:** \$8,088.11

**Cost to Date:** \$199,959.26

**Cost to Complete:** \$99,680.74

**II. Projected Tasks for May, 2017**

- Meet with RWQCB and review permit related impacts
- Meet with representatives from Shannon Ranches to discuss offsite pipeline, easements, and storage for reclamation
- Layout proposed reclamation facilities with consideration of Phase 1 USDA improvements
- Continue to investigate filtration and disinfection alternatives and solicit support and review of proposed UV and Amiad filters from Stantec. Consider having Stantec assist with a section of the final report related to filtration, disinfection, and permitting requirements for vineyard irrigation
- Continue to develop site plan for future process needs for full Title 22 reclamation (filtration and disinfection)
- Estimate costs for pipeline and storage to serve Shannon Ranch
- Continue work on required ROWD with RWQCB with input from Stantec engineers



**Report Date:** May 5, 2017

**RE: CLOCWD USDA Wastewater Facility Improvements Project Monthly Status Update and Projected Tasks**

**Billing Period:** April, 2017

**I. Project Status Update**

Please refer to the status update for October regarding the current budget for design and construction. Work on the design during March included the following:

- Completed the 100% Plans, Specifications, and related bid documents
- Attended pre-bid meeting
- Sent out follow-up correspondence
- Began preparation of Addendum 1
- Updated drawings based on potholing results
- Coordinated with PG&E and Caltrans as part of construction related activities
- Coordinated potholing as part of construction related activities
- Coordinated various design disciplines in response to contractor comments and questions
- Responded to vendor questions

**II. Budget Status Update**

The total billed by MC Engineering for April was

**Total Design, Bidding, and Construction Budget: \$772,238.3**

**This Invoice: \$21,741.43**

**Cost to Date: \$366,859.20**

**Cost to Complete: \$405,379.11**

**III. Projected Tasks for May**

- Review bids and assist in contract award
- Finalize Caltrans and PG&E coordination
- Respond to questions during bidding
- Prepare and submit Addendum
- Submit proposed MCE construction budget to CLOCWD staff
- Begin preparations for construction management services and contractor coordination

1.C

# Clearlake Oaks County Water District

12952 East Highway 20, P.O. Box 709  
Clearlake Oaks, CA 95423  
(707) 998-4758 Phone (707) 998-1245 Fax  
[www.clocwd.org](http://www.clocwd.org) website [f.trujillo@clocwd.org](mailto:f.trujillo@clocwd.org) e-mail

May 11, 2017

This is a brief report of notable events for the month of Apr, 2017

A Plant Report to SWRCB was completed, and was sent to Amy Little @ SWRCB via EDT on May 1, 2017. A copy was filed at the water plant

Water produced in the month of March, 2017 was 14.732. This time last year our production was 13.29, an increase of 1.442 mg or an 18% increase in production. We did have a leak at Lake Village Estates that amounted to approximately .350 mg loss and another one at Big Oaks shopping center that was approximately .050 mg loss, a combined total of 400,000 gallons in accounted for loss due to leaks.

This still leaves 1.042 mg in higher production levels from the previous year and we are on track to have another banner loss total for this month. There is still a leak at the west end of the district that needs to be addressed but seems to be of low priority considering the lack of effort to locate and fix this leak, maybe it should be prioritized before the extreme hot summer weather arrives and we can minimize the time the plant operates in case we have an extreme algal event.

Our chemical consumption for this period has increased by 18%. This was caused by an increase in the demand for coagulant, our raw source is changing and we can expect this trend to continue as the hot season sets in. With increased plant run times and the change in our raw source we can only expect this demand to increase, and our coagulant is not cheap..

Below is the chemical inventory provided by Dan in monetary value that is available for use.

9800 Primary Couagulant	\$13,710
9890 Coagulant Aid	\$8,933
Zinc Corrosion Control	\$888
NaOCL Disinfection	<u>\$1,655</u>
Total value	\$25,196

Thank you,



Frank Trujillo, Chief Operator

1.6

**CLEARLAKE OAKS COUNTY WATER DISTRICT**  
**Wastewater Treatment Plant Report**  
**MAY 2017**

Reporting Period: April, 2017

From: Francisco Castro, Supervisor/Lead Plant Operator WWTP

To: Clearlake Oaks County Water District Board of Directors

May 12, 2017

The influent flows for the month of April averaged at 715,000 gpd. An average of 760,000 gpd was treated. It is normal to treat about 10% less than what comes into the plant. This month we treated more than what came in because we have been pumping untreated sewage from our Emergency Ponds to our oxidation Ditch which bypasses our influent meter. By the end of the month pond 1, 2, and 3 were emptied. Pond 4 had 8.75' of freeboard which left .25' of liquid in the pond. The average lake level was 7.75' at Rumsey which continued to affect our flows to the plant. The plant is beginning to return to normal gradually. Coliform and BOD's were not detected for the month which indicated that the plant is trending to a normal state.

On March 23, First Quarter Ground Water Monitoring was performed. Lab results reflect that having stored raw sewage in our Emergency Ponds have influenced our testing. We will continue to work with Dean Enderlin, States Professional Geologist, and work along with his recommendations to address any concerns.

On March 16<sup>th</sup> 2017 we received a notice of violations from the Central Valley Regional Water Quality Control Board. On April 19<sup>th</sup> these violations were addressed with the proper paperwork and reports to the Central Valley Regional Water Quality Control Board. Our General Manager is addressing the violation that pertains to well #2.

All routine maintenance and testing for the month have been performed.

Thank you,  
Francisco Castro  
Supervisor/Lead Operator

# Clearlake Oaks County Water District

l.e

P.O. Box 709 / 12952 East Highway 20  
Clearlake Oaks, CA 95423  
(707) 998-3322 Phone (707) 998-1245 Fax  
[www.clocwd.org](http://www.clocwd.org) website

5/15/2017

Dear Board,

I am pleased to say and as you all know by now, the Everglade pipe is gone. The process went without complication and in my opinion went very quickly after the proper sequence of events was realized. As for the Lift Station it's self we are still waiting for the new motors. They should be here by the end of this week or early next week. I think I speak for the entire staff when I say we will be glad to see this is all over.

We fixed a leak at Lake Village Estates; the repair was complicated by not being able to find a valve. Dan came to the rescue with the aid of Google Earth and was able to locate a valve that had been paved over. Once found it was realized that the valve didn't actually work. We were able to lessen the leak with support and shoring and ordered and installed an Instavalve and were able to repair the leak properly. (Let it be known that we cannot keep these valves in stock for every situation due to the cost of the valves and the need for multiple size difference per range of pipe.)

There were no reportable sewer spills this month

We have hired a replacement operator; he is a D-1 operator and comes to us with no experience. We look forward to the new addition and hope he is a fine fit.

Over all the operations are recovering nicely since the flood incident and we appear to be in a normal work mode again.

Thank you,

Jason

Operations Manager

---

## Board of Directors

Margaret Medeiros  
President

Karl Hosier  
Vice President

Judy Heeszal  
Director

Stanley Archscki  
Director

Samuel Boucher  
Director

1.7

April 17, 2017

General Manager's Board Letter

**Loans/Grants/ Accounting:**

See Dianna's Board letter.

**Items done since the last Board Meeting:**

- Field customer phone calls and meeting personally with any and all customers on questions regarding the rate changes, the flood, and forfeiture agreements.

**Water Plant Generator:**

- Request for final permit filed about 2 months before it is due. County has inspected and approved. Expect final operating permit any time.

**Sidewalks:**

- We made our objections and requests in writing to the County about the south sidewalk and they included them in their filing with Caltrans. We await Caltrans decision.
- Please recall the required work on the north side of Hwy 20 was estimated at \$15,000.
- No word from County as of letter date.

**Harvey tank:**

- Special Districts has received bids and is in the process of awarding contract(s) on pipes & clay valve up to the edge of our tank site property. We are discussing how to schedule finishing the rest.

**Backflows:**

- No change. We are including it in water improvement grant project # 3.

**Solar:**

- No change. It is back in service from the flood where the lower 1 ½ feet of the panels were partly submerged. The electrical cost from PGE was substantially greater due to both the outage and the flood. We are claiming the cost difference from the last two years with our insurance, the state and FEMA.

**Emergency Services Planning:**

- Continuing to work with all County water companies to develop an online index of available equipment and personnel. County is very close having the index online.

**Eminent Domain**

- We have possession of 58 Keyes as of 5/10/17.

**Storm impacts will be discussed as a line item on the agenda.**

Alan Gardner, GM



Clearlake Oaks County Water District  
Summary Balance Sheet  
As of April 30, 2017

2.a.1

	<u>Apr 30, 17</u>
<b>ASSETS</b>	
<b>Current Assets</b>	
Checking/Savings	787,939.78
Accounts Receivable	-6.00
Other Current Assets	<u>662,241.00</u>
<b>Total Current Assets</b>	1,450,174.78
<b>Fixed Assets</b>	<u>6,142,870.89</u>
<b>TOTAL ASSETS</b>	<b><u>7,593,045.67</u></b>
<b>LIABILITIES &amp; EQUITY</b>	
<b>Liabilities</b>	
<b>Current Liabilities</b>	
Accounts Payable	394,988.39
Credit Cards	1,324.07
Other Current Liabilities	<u>315,563.44</u>
<b>Total Current Liabilities</b>	<u>711,875.90</u>
<b>Total Liabilities</b>	711,875.90
<b>Equity</b>	<u>6,881,169.77</u>
<b>TOTAL LIABILITIES &amp; EQUITY</b>	<b><u>7,593,045.67</u></b>

**Clearlake Oaks County Water District**  
**Balance Sheet**  
 As of April 30, 2017

*2.0.2*

	<b>Apr 30, 17</b>
<b>ASSETS</b>	
<b>Current Assets</b>	
<b>Checking/Savings</b>	
102.001 · GL - 9122 (Old Acct. # 053420019)	-67,523.58
102.04 · DWR - CHECKING	200.00
101 · LAIF - CASH IN BANK (CASH IN BANK - LAIF - WAS 1013550)	
CIP Deposits 2014	189,000.00
101 · LAIF - CASH IN BANK (CASH IN BANK - LAIF - WAS 1013550) - ...	293,694.37
<b>Total 101 · LAIF - CASH IN BANK (CASH IN BANK - LAIF - WAS 1013550)</b>	482,694.37
102.01 · WEST AMERICA - REGULAR CHECKING (WEST AMERICA B...	200.00
102.02 · CRP Water - 6990	34,963.16
102.03 · CRP Sewer - 3745	337,405.83
<b>Total Checking/Savings</b>	787,939.78
<b>Accounts Receivable</b>	
CUSI Accounts Receivable	-6.00
<b>Total Accounts Receivable</b>	-6.00
<b>Other Current Assets</b>	
103 · PETTY CASH (PETTY CASH - WAS 1013200)	300.00
104 · COUNTY TREASURY (COUNTY TREASURY - WAS 1013201)	21,680.00
132 · CIP SEWER (CAPITOL IMPROVEMENTS - SEWER - WAS 1199200)	366,081.00
135 · CIP WATER (CAPITOL IMPROVEMENTS - WATER - WAS 1199100)	74,033.00
114 · ACCOUNTS RECEIVABLE. (ACCOUNTS RECEIVABLE - WAS 109...	176,790.00
115 · PRE-PAID INSURANCE (PRE-PAID INSURANCE - WAS 1097840)	23,357.00
<b>Total Other Current Assets</b>	662,241.00
<b>Total Current Assets</b>	1,450,174.78
<b>Fixed Assets</b>	
120 · EQUIPMENT (EQUIPMENT - WAS 1011181)	
120.01 · GENERAL EQUIPMENT (GENERAL EQUIPMENT - WATER - W...	1,851,100.60
<b>Total 120 · EQUIPMENT (EQUIPMENT - WAS 1011181)</b>	1,851,100.60
122 · Buildings (OFFICE BUILDING - WAS 1011180)	8,475,638.00
124 · D/C System (COLLECTION SYSTEM - SEWER - WAS 1011161)	
124.30 · Lift Stations	
124.31 · Lift Station 7 Bypass	66,042.23
124.30 · Lift Stations - Other	46,264.48
<b>Total 124.30 · Lift Stations</b>	112,306.71
124.50 · Mains	14,788.58
124 · D/C System (COLLECTION SYSTEM - SEWER - WAS 1011161) - ...	3,136,437.00
<b>Total 124 · D/C System (COLLECTION SYSTEM - SEWER - WAS 1011161)</b>	3,263,532.29
125 · Land	299,770.00
129 · ALLOW. FOR DEPRECIATION	-7,747,170.00
<b>Total Fixed Assets</b>	6,142,870.89
<b>TOTAL ASSETS</b>	<b>7,593,045.67</b>
<b>LIABILITIES &amp; EQUITY</b>	
<b>Liabilities</b>	
<b>Current Liabilities</b>	
<b>Accounts Payable</b>	
200 · ACCOUNTS PAYABLE (ACCOUNTS PAYABLE - WAS 2097200)	394,988.39
<b>Total Accounts Payable</b>	394,988.39
<b>Credit Cards</b>	
210.06 - Cal Card - Jason 3879	596.79

Clearlake Oaks County Water District  
**Balance Sheet**  
 As of April 30, 2017

2.0.3

	<u>Apr 30, 17</u>
<b>210 - Cal Card</b>	
210.04 - Cal Card - Alan - 4000	-890.96
210.03 - Cal Card - Matt - 9988	1,622.74
210 - Cal Card - Other	-4.50
	<hr/>
<b>Total 210 - Cal Card</b>	<b>727.28</b>
	<hr/>
<b>Total Credit Cards</b>	<b>1,324.07</b>
	<hr/>
<b>Other Current Liabilities</b>	
223.56 - FEDERAL PAYROLL TAX PENALTY (Failure to make a fede...	-322.01
<b>280 - Loan</b>	
280.05 - USDA Bridge Loan (Bridge loan until USDA funds becom...	266,000.00
280.01 - Kansas State Bk - VACON	2,820.08
280.03 - Kansas State Bk - Camera Traile	-12.79
	<hr/>
<b>Total 280 - Loan</b>	<b>268,807.29</b>
	<hr/>
221 - Health Ins - EE Portion	501.40
223.45 - FICA & SOCIAL SEC PAYABLE (FICA & SOCIAL SEC PAYA...	-340.68
223.50 - MEDICARE TAX PAYABLE (MEDICARE TAX PAYABLE - W...	-160.05
223.55 - FEDERAL PAYROLL TAX WITHHOLDING (FEDERAL PAYR...	-377.00
223.60 - STATE PAYROLL TAX WITHHOLDING (STATE PAYROLL T...	-84.49
223.65 - STATE DISABILITY PAYABLE (STATE DISABILITY PAYABL...	-24.73
223.75 - PAYROLL DEDUCTION - INS CO-PAY (PAYROLL DEDUCTI...	-762.87
223.85 - MISC DEDUCTIONS PAYABLE (MISC DEDUCTIONS PAYAB...	596.12
223.90 - COMPENSATED EMPLOYEE BENEFITS (COMPENSATED E...	49,102.00
24000 - Payroll Liabilities (Unpaid payroll liabilities. Amounts withhe...	-1,371.54
	<hr/>
<b>Total Other Current Liabilities</b>	<b>315,563.44</b>
	<hr/>
<b>Total Current Liabilities</b>	<b>711,875.90</b>
	<hr/>
<b>Total Liabilities</b>	<b>711,875.90</b>
	<hr/>
<b>Equity</b>	
302 - RETAINED EARNINGS (RETAINED EARNINGS - WAS 3030300)	6,009,715.61
304 - Opening Balance Equity (Opening balances during setup post to thi...	326,612.31
306 - Retained Earnings - OLD (Undistributed earnings of the corporatio...	1,075,137.51
Net Income	-530,295.66
	<hr/>
<b>Total Equity</b>	<b>6,881,169.77</b>
	<hr/>
<b>TOTAL LIABILITIES &amp; EQUITY</b>	<b><u>7,593,045.67</u></b>

## Clearlake Oaks County Water District

05/12/17

## Profit and Loss

Accrual Basis

July 2016 through April 2017

2,2,4

	Admin (GL)	DC (GL)	Sewer (GL)	Water (GL)	Total GL	TOTAL
<b>Income</b>						
<b>Income</b>						
410 · Client Reg Pmt	0.00	0.00	752,657.26	860,625.67	1,613,282.93	1,613,282.93
420 · Connection Fees	0.00	0.00	9,591.50	8,953.50	18,545.00	18,545.00
430 · Penalty & Interest	0.00	0.00	11,480.00	16,983.57	28,463.57	28,463.57
440 · Misc Revenue	180.96	0.00	0.00	27,023.39	27,204.35	27,204.35
450 · Other - Non S/W Rev	0.00	0.00	59,466.93	74,537.09	134,004.02	134,004.02
<b>Total Income</b>	<b>180.96</b>	<b>0.00</b>	<b>833,195.69</b>	<b>988,123.22</b>	<b>1,821,499.87</b>	<b>1,821,499.87</b>
<b>Total Income</b>	<b>180.96</b>	<b>0.00</b>	<b>833,195.69</b>	<b>988,123.22</b>	<b>1,821,499.87</b>	<b>1,821,499.87</b>
<b>Gross Profit</b>	<b>180.96</b>	<b>0.00</b>	<b>833,195.69</b>	<b>988,123.22</b>	<b>1,821,499.87</b>	<b>1,821,499.87</b>
<b>Expense</b>						
<b>Salaries &amp; EE Benefits</b>						
505 · Salaries & Wages	301,299.59	49,162.23	130,085.92	117,414.84	597,962.58	597,962.58
510 · Contract Labor	0.00	0.00	11,425.00	0.00	11,425.00	11,425.00
520 · FICA - District Share	22,231.82	3,536.43	9,479.64	8,585.00	43,832.89	43,832.89
530 · Medical Ins - Dist Share	66,145.81	8,898.70	37,259.82	15,350.31	127,654.64	127,654.64
540 · PERS - District Share	25,581.21	2,221.20	6,850.58	10,989.23	45,642.22	45,642.22
550 · Unemployment	9,300.10	0.00	0.00	0.00	9,300.10	9,300.10
560 · Workers Comp Ins	3,870.30	3,654.48	6,121.88	6,600.01	20,246.67	20,246.67
<b>Total Salaries &amp; EE Benefits</b>	<b>428,428.83</b>	<b>67,473.04</b>	<b>201,222.84</b>	<b>158,939.39</b>	<b>856,064.10</b>	<b>856,064.10</b>
<b>Services &amp; Supplies</b>						
605 · Advertising	200.00	0.00	0.00	0.00	200.00	200.00
610 · Bank Fees	356.12	0.00	0.00	0.00	356.12	356.12
620 · Communications & Internet	3,983.45	320.43	3,049.35	3,087.91	10,441.14	10,441.14
622 · Board Exp	62,768.68	0.00	0.00	0.00	62,768.68	62,768.68
625 · Equip - Field (\$300-\$4999)	0.00	199.75	857.70	0.00	1,057.45	1,057.45
630 · Equip - Office	75.51	0.00	707.83	0.00	783.34	783.34
640 · Fuel & Oil	0.00	8,414.45	1,352.44	4,097.45	13,864.34	13,864.34
645 · Insurance	0.00	0.00	31,608.30	31,608.30	63,216.60	63,216.60
650 · Interest	0.00	403.44	1,035.71	-23.33	1,415.82	1,415.82
657 · Lab	0.00	0.00	19,128.28	11,903.56	31,031.84	31,031.84
660 · Memberships & Subscription	770.39	0.00	21,387.00	26,498.29	48,655.68	48,655.68
665 · Mileage Reimb	2,650.17	302.76	0.00	170.75	3,123.68	3,123.68
670 · Postage & Shipping	7,213.65	1.20	7.30	0.00	7,222.15	7,222.15
675 · Professional Services	35,790.89	0.00	7,701.46	5,120.42	48,612.77	48,612.77
685 · Rents	4,880.69	0.00	0.00	0.00	4,880.69	4,880.69
690 · Safety & Security	1,794.32	2,403.31	6,932.45	11,803.83	22,933.91	22,933.91
700 · Tools & Instruments	0.00	744.79	2,898.93	2,184.31	5,828.03	5,828.03
703 · Supplies - Clothing & Personal	650.03	842.73	611.10	407.40	2,511.26	2,511.26
705 · Supplies - Office	5,414.56	83.58	1,099.04	1,197.51	7,794.69	7,794.69
715 · Supplies-Chemicals-Operating	0.00	0.00	41,016.69	36,332.98	77,349.67	77,349.67
720 · Supplies - Inventory - Other	0.00	8,019.78	20,011.22	8,759.72	36,790.72	36,790.72
730 · Taxes - Licenses	0.00	388.00	1,709.00	1,359.30	3,456.30	3,456.30
735 · Training (Classes, books, etc)	169.00	385.00	480.00	240.00	1,274.00	1,274.00
745 · Travel / Lodging	373.20	349.65	315.86	0.00	1,038.71	1,038.71
750 · Utilities	3,960.99	0.00	48,946.32	91,720.65	144,627.96	144,627.96
760 · Waste Disposal	366.86	0.00	39,025.40	0.00	39,392.26	39,392.26
795 · Yolo Co	0.00	0.00	0.00	35,497.13	35,497.13	35,497.13
799 · Misc	4.60	0.00	0.00	0.00	4.60	4.60
<b>Total Services &amp; Supplies</b>	<b>131,423.11</b>	<b>22,858.87</b>	<b>249,881.38</b>	<b>271,966.18</b>	<b>676,129.54</b>	<b>676,129.54</b>
<b>Repairs &amp; Replacement</b>						
810 · R&R Buildings & Grounds	2,917.37	0.00	3,006.40	7,645.50	13,569.27	13,569.27
830 · R&R Equipment	0.00	0.00	7,067.96	907.28	7,975.24	7,975.24
840 · R&R Vehicles	100.46	45.35	1,128.31	2,119.76	3,393.88	3,393.88
<b>Total Repairs &amp; Replacement</b>	<b>3,017.83</b>	<b>45.35</b>	<b>11,202.67</b>	<b>10,672.54</b>	<b>24,938.39</b>	<b>24,938.39</b>
<b>Total Expense</b>	<b>562,869.77</b>	<b>90,377.26</b>	<b>462,306.89</b>	<b>441,578.11</b>	<b>1,557,132.03</b>	<b>1,557,132.03</b>
<b>Net Income</b>	<b>-562,688.81</b>	<b>-90,377.26</b>	<b>370,888.80</b>	<b>546,545.11</b>	<b>264,367.84</b>	<b>264,367.84</b>

# Clearlake Oaks Co Water District

APPROVED BUDGET 2016-2017

2015

Target % > **83%**

Thru End of April 2017 Summary	<u>WATER</u>				<u>SEWER</u>			
	Budget		Actual YTD		Budget		Actual YTD	
	Annual	YTD	Amount	%	Annual	YTD	Amount	%
<b>Total Operating Revenue</b>	1,067,122	889,268	988,125	93%	969,433	807,861	833,196	86%
<b>Total Operating Expenses</b>	906,028	755,024	768,172	85%	948,617	790,514	788,898	83%
<b>Operating Balance (loss)</b>	<b>161,094</b>	<b>134,245</b>	<b>219,954</b>		<b>20,816</b>	<b>17,347</b>	<b>44,299</b>	
420 Connection Rev			8,954				9,592	
435 Loan/Grant Rev			-				-	
450 Other - Non S/W Rev	96,000	80,000	74,537	78%	85,000	70,833	59,467	70%
Depreciation Exp	194,168	161,807	97,084	50%	135,786	113,155	67,893	50%
<b>Net Change In Net Position (loss)</b>	<b>62,926</b>	<b>52,438</b>	<b>206,361</b>		<b>(29,970)</b>	<b>(24,975)</b>	<b>45,465</b>	

**Current Revenue Notes:**

**450 - W & S County Apportment Check for \$96,371.49**

**Past Revenue Notes**

**Past Revenue Notes**

**450-W \$11,491.27 from Tax Roll, and \$14,117.91 from tower lease**

**450-S \$11,281 from Tax Roll**

**440-W Bulk Water Sales**

WestAmer Op	\$	168,730
WestAmer CRP		372,009
LAIF		482,694
<b>Total</b>	<b>\$</b>	<b>1,023,433</b>

Thru End of April 2017 Operating Revenue	<u>WATER</u>				<u>SEWER</u>			
	Budget		Actual YTD		Budget		Actual YTD	
	Annual	YTD	Amount	%	Annual	YTD	Amount	%
410 Client Reg Pmt	1,037,122	864,268	860,626	83%	955,933	796,611	752,657	79%
430 Penalty & Interest	30,000	25,000	16,984	57%	13,500	11,250	11,480	85%
440 Misc	0	0	27,024		0	0	-	0%
<b>Total Revenue &gt;</b>	<b>1,067,122</b>	<b>889,268</b>	<b>904,634</b>	<b>85%</b>	<b>969,433</b>	<b>807,861</b>	<b>764,137</b>	<b>79%</b>

Thru End of April 2017 Operating Expenses	Budget				Actual			
	Annual	YTD	Amount	%	YTD	Spent	%	
505 Salaries & Wages	337,881	281,567	292,646	87%	364,297	303,581	305,317	84%
510 Contracted Labor	-	-	-	0%	28,000	23,333	11,425	41%
520 FICA - District Share	28,024	23,353	21,469	77%	29,977	24,981	22,364	75%
530 Medical Ins - District Share	65,762	54,802	52,873	80%	94,430	78,691	74,783	79%
540 PERS - District Share	36,003	30,003	24,890	69%	29,324	24,437	20,752	71%
550 Unemployment	6,000	5,000	4,650	78%	6,000	5,000	4,650	78%
560 Workers Comp Ins	17,599	14,666	10,362	59%	15,288	12,740	9,884	65%
<b>Salaries and Employee Benefits &gt;</b>	<b>491,268</b>	<b>409,390</b>	<b>406,890</b>	<b>83%</b>	<b>567,317</b>	<b>472,764</b>	<b>449,175</b>	<b>79%</b>

605 Advertising	125	104	100	80%	125	104	100	80%
610 Bank Fees	2,810	2,342	178	6%	2,800	2,333	178	6%
620 Communications & Internet	5,650	4,708	5,240	93%	4,650	3,875	5,201	112%
622 Board Exp	250	208	31,385	12554%	250	208	31,385	12554%
625 Equip - Field (\$300-\$4999)	1,250	1,042	100	8%	3,250	2,708	958	29%
630 Equip - Office	850	708	38	4%	1,350	1,125	746	55%
640 Fuel & Oil	14,000	11,667	8,304	59%	2,250	1,875	5,559	247%
645 Insurance	38,500	32,083	31,608	82%	38,500	32,083	31,608	82%
650 Interest	1,175	979	179	15%	1,925	1,604	1,238	64%

2016

657	Lab	16,000	13,333	11,904	74%	21,000	17,500	19,128	91%
660	Memberships & Subscriptions	28,450	23,708	26,883	94%	5,450	4,542	21,772	399%
665	Mileage Reimb	1,500	1,250	1,648	110%	1,500	1,250	1,477	98%
670	Postage & Shipping	4,825	4,021	3,608	75%	4,775	3,979	3,615	76%
675	Professional Services	35,000	29,167	23,017	66%	23,000	19,167	25,597	111%
685	Rents	5,950	4,958	2,441	41%	3,950	3,292	2,441	62%
690	Safety & Security	3,075	2,563	13,903	452%	9,075	7,563	9,031	100%
700	Tools & Instruments	3,875	3,229	2,557	66%	4,875	4,063	3,272	67%
703	Supplies - Clothing & Personal	1,200	1,000	1,154	96%	1,700	1,417	1,358	80%
705	Supplies - Office	3,225	2,688	3,948	122%	3,825	3,188	3,849	101%
715	Treatment Chemicals	47,000	39,167	36,333	77%	65,000	54,167	41,017	63%
720	Supplies - Operating - Other	11,525	9,604	12,770	111%	11,525	9,604	24,021	208%
730	Taxes - Licenses	1,750	1,458	1,553	89%	2,550	2,125	1,903	75%
735	Training	4,250	3,542	517	12%	4,250	3,542	757	18%
745	Travel	2,750	2,292	362	13%	2,250	1,875	678	30%
750	Utilities	112,600	93,833	93,702	83%	72,600	60,500	50,927	70%
760	Waste Disposal	550	458	184	33%	60,250	50,208	39,209	65%
795	Yolo Co	42,000	35,000	35,497	85%				
799	Misc	5,375	4,479	3	0%	5,375	4,479	3	0%
<b>Services and Supplies &gt;</b>		<b>395,510</b>	<b>329,592</b>	<b>349,109</b>	<b>88%</b>	<b>358,050</b>	<b>298,375</b>	<b>327,021</b>	<b>91%</b>
810	R&R Buildings & Grounds	7,000	5,833	9,074	130%	7,000	5,833	4,434	63%
815	R & R Damage Claims	5,000	4,167	-	0%	5,000	4,167	-	0%
820	R&R Lift Stations	-	-	-	0%	-	-	-	0%
830	R&R Equipment	2,000	1,667	907	45%	6,000	5,000	7,068	118%
832	R&R Mains/Service Lines	-	-	-	0%	-	-	-	0%
840	R&R Vehicles (\$2k/vehicle)	5,250	4,375	2,193	42%	5,250	4,375	1,201	23%
<b>Repairs &amp; Replacement &gt;</b>		<b>19,250</b>	<b>16,042</b>	<b>12,174</b>	<b>63%</b>	<b>23,250</b>	<b>19,375</b>	<b>12,703</b>	<b>55%</b>
<b>Total Expenses &gt;</b>		<b>906,028</b>	<b>755,024</b>	<b>768,172</b>	<b>85%</b>	<b>948,617</b>	<b>790,514</b>	<b>788,898</b>	<b>83%</b>

Thru End of April 2017		2016 - 2017 Budget		Actual	%	Total
Expenses		Annual	YTD	YTD	Spent	Remaining
505	Salaries & Wages	365,469	304,558	301,300	82.4%	64,169
510	Contracted Labor	-	-	-	-	-
520	FICA - District Share	30,241	25,201	22,232	73.5%	8,009
530	Medical Ins - District Share	74,799	62,333	66,146	88.4%	8,653
540	PERS - District Share	37,160	30,967	25,581	68.8%	11,579
550	Unemployment	12,000	10,000	9,300	77.5%	2,700
560	Workers Comp Ins	10,415	8,679	3,870	37.2%	6,545
Salaries and Employee Benefits >		530,085	441,738	428,429	<b>80.8%</b>	101,656
605	Advertising	250	208	200	80.0%	50
610	Bank Fees	5,600	4,667	356	6.4%	5,244
620	Communications & Internet	3,300	2,750	3,983	120.7%	(683)
622	Board Exp	500	417	62,769	12553.8%	(62,269)
625	Equip - Field (up to \$4999)	0	0	-	0.0%	0
630	Equip - Office	700	583	76	10.9%	624
640	Fuel & Oil	0	0	-	0.0%	0
645	Insurance	0	0	-	0.0%	0
650	Interest	0	0	-	0.0%	0
657	Outsource Lab / Internal Lab	0	0	-	0.0%	0
660	Memberships & Subscriptions	900	750	770	85.6%	130
665	Mileage Reimb	2,000	1,667	2,650	132.5%	(650)
670	Postage & Shipping	9,400	7,833	7,214	76.7%	2,186
675	Professional Services (Legal, IT, etc)	20,000	16,667	35,791	179.0%	(15,791)
685	Rents	7,400	6,167	4,881	66.0%	2,519
690	Safety & Security (boots)	2,000	1,667	1,794	89.7%	206
700	Tools & Instruments	0	0	-	0.0%	0
703	Supplies - Clothing & Personal	400	333	650	162.5%	(250)
705	Supplies - Office	5,000	4,167	5,415	108.3%	(415)
715	Treatment Chemicals	-	-	-	0.0%	-
720	Supplies - Operating - Other	50	42	-	0.0%	50
730	Taxes - Licenses	0	0	-	0.0%	0
735	Training (Classes, books)	2,500	2,083	169	6.8%	2,331
745	Travel / Lodging	2,500	2,083	373	14.9%	2,127
750	Utilities	5,200	4,333	3,961	76.2%	1,239
760	Waste Disposal	500	417	367	73.4%	133
795	Yolo Co	0	0	-	0.0%	0
799	Misc	500	417	5	1.0%	495
Services and Supplies >		68,700	57,250	131,424	<b>191.3%</b>	(62,724)
810	R&R Buildings & Grounds	4,000	3,333	2,856	71.4%	1,144
815	R & R Damage Claims	0	0	-	0.0%	0
820	R&R Lift Stations	-	-	-	0.0%	-
830	R&R Equipment	2,000	1,667	-	0.0%	2,000
832	R&R Mains/Service Lines	0	0	-	0.0%	0
840	R&R Vehicles (\$2k/vehicle)	2,500	2,083	100	4.0%	2,400
Repairs & Replacement >		8,500	7,083	2,956	<b>34.8%</b>	5,544
<b>Total Expenses &gt;</b>		<b>607,285</b>	<b>506,071</b>	<b>562,809</b>	<b>92.7%</b>	<b>44,476</b>

## Expense Notes

620 Communications &amp; Internet

Increased speed of internet, increasing expense

622 Board Expense

Lgl fees for: personnel invest &amp; board meetings, etc. Recording Equip

665 Mileage

Multiple required meetings in Sacramento and Lakeport by GM

675 Professional Services

Research and Legal Fees concerning Dir Kuehn and personnel.

703 Supplies - Clothing &amp; Personal

New staff shirts

705 Supplies - Office

Purchase of new year calendars and bulk envelopes

## D\C - Budget Variance Report Jul 2016

Target % &gt;

83.3%

2.0.8

Thru End of April 2017

2016 - 2017 Budget

Actual

%

Total

Expenses

Annual

YTD

YTD

Spent

Remaining

	Annual	YTD	YTD	% Spent	Total Remaining
505 Salaries & Wages	63,954	53,295	49,162	76.9%	14,792
510 Contracted Labor	-	-	-		-
520 FICA - District Share	5,221	4,350	3,536	67.7%	1,685
530 Medical Ins - District Share	20,000	16,666	8,899	44.5%	11,101
540 PERS - District Share	3,159	2,633	2,221	70.3%	938
550 Unemployment	0	0		0.0%	0
560 Workers Comp Ins	3,339	2,782	3,654	109.5%	(316)
Salaries and Employee Benefits >	95,671	79,726	67,472	70.5%	28,199
605 Advertising	-	-	-	0.0%	-
610 Bank Fees	-	-	-	0.0%	-
620 Communications & Internet	-	-	320	0.0%	(320)
622 Board Exp	-	-	-	0.0%	-
625 Equip - Field (up to \$4999)	2,500	2,083	200	8.0%	2,300
630 Equip - Office	-	-	-	0.0%	-
640 Fuel & Oil	4,000	3,333	8,414	210.4%	(4,414)
645 Insurance	-	-	-	0.0%	-
650 Interest	1,750	1,458	403	23.0%	1,347
657 Outsource Lab / Internal Lab	-	-	-	0.0%	-
660 Memberships & Subscriptions	-	-	-	0.0%	-
665 Mileage Reimb	500	417	303	60.6%	197
670 Postage & Shipping	50	42	1	2.0%	49
675 Professional Services (SCADA)	1	1	-	0.0%	1
685 Rents	500	417	-	0.0%	500
690 Safety & Security (boots)	2,150	1,792	2,403	111.8%	(253)
700 Tools & Instruments	3,750	3,125	745	19.9%	3,005
703 Supplies - Clothing & Personal	1,500	1,250	843	56.2%	657
705 Supplies - Office	250	208	84	0.0%	166
715 Treatment Chemicals	-	-	-	0.0%	-
720 Supplies - Operating - Other	13,000	10,833	8,020	61.7%	4,980
730 Taxes - Licenses	500	417	388	77.6%	112
735 Training (classes, books)	1,500	1,250	385	25.7%	1,115
745 Travel / Lodging	1,000	833	350	35.0%	650
750 Utilities	-	-	-	0.0%	-
760 Waste Disposal	-	-	-	0.0%	-
795 Yolo Co	-	-	-	0.0%	-
799 Misc	250	208		0.0%	250
Services and Supplies >	33,201	27,668	22,859	68.9%	10,342
810 R&R Buildings & Grounds	0	0	-	0.0%	0
815 R & R Damage Claims	0	0		0.0%	0
820 R&R Lift Stations	-	-	-	0.0%	-
830 R&R Equipment	-	-	-	0.0%	-
832 R&R Mains/Service Lines	-	-	-	0.0%	-
840 R&R Vehicles (\$2k/vehicle)	0	0	45	450000.0%	(45)
Repairs & Replacement >	0	0	45	150000.0%	(45)
Total Expenses >	128,872	107,393	90,376	70.1%	38,496

## Expense Notes

703 Supplies - Clothing &amp; Personal New Pants for DC Crew

735 Training Eric Luna T-2, Jeremy Backus Wtr Dist Trtment Review

Thru End of April 2017		2016 - 2017 Budget		Actual	%	Total
Expenses		Annual	YTD	YTD	Spent	Remaining
505	Salaries & Wages	149,586	124,655	130,086	94.6%	19,500
510	Contracted Labor	28,000	23,333	11,425		16,575
520	FICA - District Share	12,246	10,205	9,480	77.4%	2,766
530	Medical Ins - District Share	47,030	39,192	37,260	79.2%	9,770
540	PERS - District Share	9,165	7,637	6,851	74.8%	2,314
550	Unemployment	0	0		0.0%	0
560	Workers Comp Ins	8,411	7,009	6,122	72.8%	2,289
Salaries and Employee Benefits >		254,439	212,032	201,224	<b>79.1%</b>	53,215
605	Advertising	0	0		0.0%	0
610	Bank Fees	0	0		0.0%	0
620	Communications & Internet	3,000	2,500	3,049	101.6%	(49)
622	Board Exp	0	0	-	0.0%	0
625	Equip - Field (up to \$4999)	2,000	1,667	858	42.9%	1,142
630	Equip - Office	1,000	833	708	70.8%	292
640	Fuel & Oil (Schaeffers)	250	208	1,352	540.8%	(1,102)
645	Insurance	38,500	32,083	31,608	82.1%	6,892
650	Interest	1,050	875	1,036	98.7%	14
657	Outsource Lab / Internal Lab	21,000	17,500	19,128	91.1%	1,872
660	Memberships & Subscriptions	5,000	4,167	21,387	427.7%	(16,387)
665	Mileage Reimb	500	417		0.0%	500
670	Postage & Shipping	50	42	7	14.0%	43
675	Professional Services (SCADA)	13,000	10,833	7,701	59.2%	5,299
685	Rents	-	-	-	0.0%	-
690	Safety & Security (boots)	7,000	5,833	6,932	99.0%	68
700	Tools & Instruments	3,000	2,500	2,899	96.6%	101
703	Supplies - Clothing & Personal	1,500	1,250	611	40.7%	889
705	Supplies - Office	1,200	1,000	1,099	91.6%	101
715	Treatment Chemicals	65,000	54,167	41,017	63.1%	23,983
720	Supplies-Operating -Other (Titan Tubes)	5,000	4,167	20,011	400.2%	(15,011)
730	Taxes - Licenses	2,300	1,917	1,709	74.3%	591
735	Training (classes, books)	3,000	2,500	480	16.0%	2,520
745	Travel / Lodging	1,000	833	316	31.6%	684
750	Utilities	70,000	58,333	48,946	69.9%	21,054
760	Waste Disposal	60,000	50,000	39,025	65.0%	20,975
795	Yolo Co	0	0	-	0.0%	0
799	Misc	5,000	4,167		0.0%	5,000
Services and Supplies >		309,350	257,792	249,879	<b>80.8%</b>	59,471
810	R&R Buildings & Grounds	5,000	4,167	3,006	60.1%	1,994
815	R & R Damage Claims	5,000	4,167	-	0.0%	5,000
820	R&R Lift Stations	-	-		0.0%	-
830	R&R Equipment	5,000	4,167	7,068	141.4%	(2,068)
832	R&R Mains/Service Lines	-	-	-	0.0%	-
840	R&R Vehicles (\$2k/vehicle)	4,000	3,333	1,128	28.2%	2,872
Repairs & Replacement >		19,000	15,833	11,202	<b>59.0%</b>	7,798
<b>Total Expenses &gt;</b>		<b>582,789</b>	<b>485,657</b>	<b>462,305</b>	<b>79.3%</b>	<b>120,484</b>

## Expense Notes

625 Equip - Field (\$399 - \$4999)	Needle valves for effluent pps 1 & 3
645 Insurance	Annual Auto/General Liability to JPIA
660 Memberships & Subscriptions	Association of California Water Agencies Dues
690 Safety and Security	Security System upgrade for cameras/lighting and warning system on CEPS
715 Supplies - Chemicals	Plymer
720 Supplies - Operating - Other	Gate Valve, materials to rebuild Chlorine Feed Pumps, Titan Tubes
750 Utilities	Monthly PG&E bill averages \$2,200 with Hayden Solar equalling \$5,743, PGE Bill due to solar panels being shut off and plant running 24/7 during flood
760 Waste Disposal	Sludge Season
830 R&R Equipment	Sewer Tractor Cameras, Chlorine Feed Pump

2.0.10

Water - Budget Variance Report July 2016

Target % > **83.3%**

Expenses	2016 - 2017 Budget		Actual YTD	%	Total Remaining
	Annual	YTD			
505 Salaries & Wages	123,169	102,641	117,415	95.3%	5,754
510 Contracted Labor	-	-	-	-	-
520 FICA - District Share	10,293	8,577	8,585	83.4%	1,708
530 Medical Ins - District Share	18,362	15,302	15,350	83.6%	3,012
540 PERS - District Share	15,844	13,203	10,989	69.4%	4,855
550 Unemployment	0	0	0	0.0%	0
560 Workers Comp Ins	10,722	8,935	6,600	61.6%	4,122
<b>Salaries and Employee Benefits &gt;</b>	<b>178,390</b>	<b>148,658</b>	<b>158,939</b>	<b>89.1%</b>	<b>19,451</b>
605 Advertising	0	0	0	0.0%	0
610 Bank Fees	0	0	0	0.0%	0
620 Communications & Internet	4,000	3,333	3,088	77.2%	912
622 Board Exp	0	0	-	0.0%	0
625 Equip - Field (\$300 - \$4999)	0	0	-	0.0%	0
630 Equip - Office	500	417	-	0.0%	500
640 Fuel & Oil	12,000	10,000	4,097	34.1%	7,903
645 Insurance	38,500	32,083	31,608	82.1%	6,892
650 Interest	300	250	(23)	-7.7%	323
657 Outside Lab / Internal Lab	16,000	13,333	11,904	74.4%	4,096
660 Memberships & Subscriptions	28,000	23,333	26,498	94.6%	1,502
665 Mileage Reimb	500	417	171	34.2%	329
670 Postage & Shipping	100	83	-	0.0%	100
675 Professional Services (SCADA)	25,000	20,833	5,121	20.5%	19,879
685 Rents	2,000	1,667	-	0.0%	2,000
690 Safety & Security (boots)	1,000	833	11,804	1180.4%	(10,804)
700 Tools & Instruments	2,000	1,667	2,184	109.2%	(184)
703 Supplies - Clothing & Personal	1,000	833	407	40.7%	593
705 Supplies - Office	600	500	1,198	199.7%	(598)
715 Treatment Chemicals	47,000	39,167	36,333	77.3%	10,667
720 Supplies - Operating - Other	5,000	4,167	8,760	175.2%	(3,760)
730 Taxes - Licenses	1,500	1,250	1,359	90.6%	141
735 Training (classes, books)	3,000	2,500	240	8.0%	2,760
745 Travel / Lodging	1,500	1,250	-	0.0%	1,500
750 Utilities	110,000	91,667	91,721	83.4%	18,279
760 Waste Disposal	300	250	-	0.0%	300
795 Yolo Co	42,000	35,000	35,497	84.5%	6,503
799 Misc	5,000	4,167	-	0.0%	5,000
<b>Services and Supplies &gt;</b>	<b>346,800</b>	<b>289,000</b>	<b>271,967</b>	<b>78.4%</b>	<b>74,833</b>
810 R&R Buildings & Grounds	5,000	4,167	7,646	152.9%	(2,646)
815 R & R Damage Claims	5,000	4,167	-	0.0%	5,000
820 R&R Lift Stations	-	-	-	-	-
830 R&R Equipment	1,000	833	907	90.7%	93
832 R&R Mains/Service Lines	-	-	-	0.0%	-
840 R&R Vehicles (\$2k/vehicle)	4,000	3,333	2,120	53.0%	1,880
<b>Repairs &amp; Replacement &gt;</b>	<b>15,000</b>	<b>12,500</b>	<b>10,673</b>	<b>71.2%</b>	<b>4,327</b>
<b>Total Expenses &gt;</b>	<b>540,190</b>	<b>450,158</b>	<b>441,579</b>	<b>81.7%</b>	<b>98,611</b>

Expense Notes:

- 645 Insurance Annual Auto/General Liability to JPIA
- 660 Memberships and Subscriptions Large Water System Fees 7/1/15 thru 6/30/16
- 690 Safety and Security Upgrade security system \$9,429, approved 7/21/16 Regular Board Mtg ,New Fire Extinguishers \$780.00
- 700 Tools & Instruments Ozone Leak Detector and microscope \$1,478
- 705 Supplies - Office Toner for new printer
- 720 Supplies - Inventory Rebuild kits for Oxygen Generator \$1,255
- 730 Taxes - Licenses Health Services Dept \$854.
- 750 Utilities Monthly PG&E bill is averaging \$11,900, until September Bill \$12,828
- 810 R&R Buildings & Grounds Tank Rental (\$1,324) Clear PVC piping (\$794) Generator Oil, restock inventory
- 830 R&R Equipment \$483.09 for 2 solenoid valves for Hydrovane compressors for ozone generator
- 840 R&R Vehicles Pwr steering pp, A/C, whl algnmnt for Ford Ranger & new tires for Chevy

## Clearlake Oaks County Water District

## CRP/CIP Profit and Loss

July 2016 through April 2017

05/12/17

Accrual Basis

2,011

	Water (CRP)	Sewer (CRP)	CRP - Oth... (CRP)	Total CRP	TOTAL
<b>Income</b>					
<b>Income</b>					
<b>425 · CRP (Capital Replacment Plan)</b>					
425.2 · Sewer	0.00	-26.84	0.00	-26.84	-26.84
425.1 · Water	-547.68	-25.54	0.00	-573.22	-573.22
<b>425 · CRP (Capital Replacment Plan) - Other</b>	<u>220,050.41</u>	<u>227,730.96</u>	<u>0.24</u>	<u>447,781.61</u>	<u>447,781.61</u>
<b>Total 425 · CRP (Capital Replacment Plan)</b>	219,502.73	227,678.58	0.24	447,181.55	447,181.55
<b>430 · Penalty &amp; Interest</b>	<u>6,284.66</u>	<u>3,888.40</u>	<u>0.00</u>	<u>10,173.06</u>	<u>10,173.06</u>
<b>Total Income</b>	<u>225,787.39</u>	<u>231,566.98</u>	<u>0.24</u>	<u>457,354.61</u>	<u>457,354.61</u>
<b>Total Income</b>	<u>225,787.39</u>	<u>231,566.98</u>	<u>0.24</u>	<u>457,354.61</u>	<u>457,354.61</u>
<b>Gross Profit</b>	<u>225,787.39</u>	<u>231,566.98</u>	<u>0.24</u>	<u>457,354.61</u>	<u>457,354.61</u>
<b>Expense</b>					
<b>Salaries &amp; EE Benefits</b>					
505 · Salaries & Wages	23,277.11	40,054.73	0.00	63,331.84	63,331.84
520 · FICA - District Share	1,679.12	3,052.14	0.00	4,731.26	4,731.26
530 · Medical Ins - Dist Share	9,832.20	6,215.43	0.00	16,047.63	16,047.63
540 · PERS - District Share	790.79	1,525.51	0.00	2,316.30	2,316.30
560 · Workers Comp Ins	<u>1,296.67</u>	<u>1,296.66</u>	<u>0.00</u>	<u>2,593.33</u>	<u>2,593.33</u>
<b>Total Salaries &amp; EE Benefits</b>	36,875.89	52,144.47	0.00	89,020.36	89,020.36
<b>Services &amp; Supplies</b>					
625 · Equip - Field (\$300-\$4999)	848.78	810.17	0.00	1,658.95	1,658.95
640 · Fuel & Oil	2,126.50	590.25	0.00	2,716.75	2,716.75
650 · Interest	136.37	161.10	0.00	297.47	297.47
675 · Professional Services	<u>5,412.30</u>	<u>5,812.30</u>	<u>0.00</u>	<u>11,224.60</u>	<u>11,224.60</u>
690 · Safety & Security	121.98	121.96	0.00	243.94	243.94
700 · Tools & Instruments	294.00	1,145.05	0.00	1,439.05	1,439.05
720 · Supplies - Inventory - Other	13,517.67	2,613.29	0.00	16,130.96	16,130.96
750 · Utilities	<u>0.00</u>	<u>3,000.00</u>	<u>0.00</u>	<u>3,000.00</u>	<u>3,000.00</u>
<b>Total Services &amp; Supplies</b>	22,457.60	14,254.12	0.00	36,711.72	36,711.72
<b>Repairs &amp; Replacement</b>					
810 · R&R Buildings & Grounds	12,307.48	4,812.20	0.00	17,119.68	17,119.68
820 · R&R Lift Stations	0.00	15,122.53	0.00	15,122.53	15,122.53
830 · R&R Equipment	11,485.39	1,952.59	0.00	13,437.98	13,437.98
832 · R&R Mains and Sewer Lines	33,702.43	0.00	0.00	33,702.43	33,702.43
840 · R&R Vehicles	<u>6,623.37</u>	<u>6,454.34</u>	<u>0.00</u>	<u>13,077.71</u>	<u>13,077.71</u>
<b>Total Repairs &amp; Replacement</b>	64,118.67	28,341.66	0.00	92,460.33	92,460.33
<b>Total Expense</b>	<u>123,452.16</u>	<u>94,740.25</u>	<u>0.00</u>	<u>218,192.41</u>	<u>218,192.41</u>
<b>Net Income</b>	<u><b>102,335.23</b></u>	<u><b>136,826.73</b></u>	<u><b>0.24</b></u>	<u><b>239,162.20</b></u>	<u><b>239,162.20</b></u>

Clearlake Oaks Co Water District

Budget Variance Report February 2017

2.0.17

SEWER-CRP

Target % > **83.3%**

Thru End of April 2017

Summary	Budget		Actual YTD	
	Annual	YTD	Amount	%
SEWER CRP Revenue	297,440	247,867	227,679	77.9%
Penalty & Interest			3,888	
SEWER CRP Expenses	174,687	145,572	94,739	54.2%
(1/2 Vac all Camera) Debt Service Exp	47,961	39,968	35,971	
USDA Annual Payment	129,000	107,500		
I & I/Lift Station Rehab Improvements	42,000	35,000		
Short term depreciation reserve	30,000	25,000	22,500	
Previous Year Balance	208,351			
<b>Operating Balance (loss)</b>	<b>82,143</b>	<b>68,453</b>	<b>78,357</b>	

Revenue is down 2% due to rate increase did not reflect until August, with billing being a month behind

Expenses	2016 - 2017 Budget		Actual YTD	%	Total
	Annual	YTD			
505 Salaries & Wages	31,977	26,647	40,054	125.3%	(8,077)
510 Contracted Labor	-	-	-	-	-
520 FICA - District Share	2,610	2,175	3,052	116.9%	(442)
530 Medical Ins - District Share	10,000	8,333	6,215	62.2%	3,785
540 PERS - District Share	1,580	1,316	1,526	96.6%	54
550 Unemployment	-	-	-	0.0%	-
560 Workers Comp Ins	1,669	1,391	1,297	77.7%	372
<b>Salaries and Employee Benefits &gt;</b>	<b>47,836</b>	<b>39,863</b>	<b>52,144</b>	<b>109.0%</b>	<b>(4,309)</b>
605 Advertising	0	0	-	0.0%	0
610 Bank Fees	0	0	-	0.0%	0
620 Communications & Internet	0	0	-	0.0%	0
622 Board Exp	0	0	-	0.0%	0
625 Equip - Field (up to \$4999)	1,250	1,042	810	64.8%	440
630 Equip - Office	-	-	-	0.0%	-
640 Fuel & Oil	2,000	1,667	590	29.5%	1,410
645 Insurance	-	-	-	0.0%	-
650 Interest	875	729	161	18.4%	714
657 Outsource Lab / Internal Lab	-	-	-	0.0%	-
660 Memberships & Subscriptions	-	-	-	0.0%	-
665 Mileage Reimb	-	-	-	0.0%	-
670 Postage & Shipping	25	21	-	0.0%	25
675 Professional Services (SCADA)	1	1	5,812	0.0%	(5,811)
685 Rents	250	208	-	0.0%	250
690 Safety & Security (boots)	1,075	896	122	11.3%	953
700 Tools & Instruments	1,875	1,563	1,145	61.1%	730
703 Supplies - Clothing & Personal	-	-	-	0.0%	-
705 Supplies - Office	125	104	-	0.0%	125
715 Treatment Chemicals	-	-	-	0.0%	-
720 Supplies - Operating - Other	6,500	5,417	2,613	40.2%	3,887
730 Taxes - Licenses	250	208	-	0.0%	250
735 Training (classes, books)	-	-	-	0.0%	-
745 Travel / Lodging	-	-	-	0.0%	-
750 Utilities	-	-	3,000	0.0%	(3,000)
760 Waste Disposal	-	-	-	0.0%	-
795 Yolo Co	-	-	-	0.0%	-
799 Misc	125	104	-	0.0%	125
<b>Services and Supplies &gt;</b>	<b>14,351</b>	<b>11,959</b>	<b>14,253</b>	<b>99.3%</b>	<b>98</b>
810 R&R Buildings & Grounds	25,000	20,833	4,812	19.2%	20,188
815 R & R Damage Claims	-	-	-	0.0%	-
820 R&R Lift Stations	20,000	16,667	15,123	75.6%	4,877
830 R&R Equipment	5,000	4,167	1,953	39.1%	3,047
832 R&R Mains/Service Lines	50,000	41,667	-	0.0%	50,000
840 R&R Vehicles (\$2k/vehicle)	12,500	10,417	6,454	51.6%	6,046
<b>Repairs &amp; Replacement &gt;</b>	<b>112,500</b>	<b>93,750</b>	<b>28,342</b>	<b>25.2%</b>	<b>84,158</b>
<b>Total Expenses &gt;</b>	<b>174,687</b>	<b>145,572</b>	<b>94,739</b>	<b>54.2%</b>	<b>79,948</b>

Expense Notes

505 Salaries & Wages

Flood Temp help

625 Field Equip

Down hole roller for camera trailer

750 - Utilities - PG&E cost - runing plant & LS 24/7 during flood

820 R&R Lift Stations

LS # 10 Repairs to Action \$2,100, Check Valves for LS 10 \$1,188, LS 7 Emergency Pumping

675 Professional Services

ignition SCADA system software - approved at SM 11/29/16 also easement repair on LS 1

Clearlake Oaks Co Water District  
 Budget Variance Report February 2017

2.9.13

10

Target % > 83.3%

Thru End of April 2017 Summary	WATER - CRP Budget		Actual YTD	
	Annual	YTD	Amount	%
<b>WATER CRP Revenue</b>	287,532	239,610	219,503	78.5%
<b>Penalty &amp; Interest</b>			6,285	
<b>WATER CRP Expenses</b>	154,687	128,905	123,451	79.8%
(1/2 Vac Con) Debt Service Exp	26,079	21,733	19,560	
<b>**Previous Year Balance</b>	167,406			

\*\* this amount reflects \$40,000 taken from last years CRP for Generator

Revenue is down 2% due to rate increase did not reflect until August, with billing being a month behind

Expenses	2016 - 2017 Budget		Actual YTD	% Spent	Total Remaining
	Annual	YTD			
505 Salaries & Wages	31,977	26,647	23,277	72.8%	8,700
510 Contracted Labor	-	-	-	-	-
520 FICA - District Share	2,610	2,175	1,679	64.3%	931
530 Medical Ins - District Share	10,000	8,333	9,832	98.3%	168
540 PERS - District Share	1,580	1,316	791	50.1%	789
550 Unemployment	-	-	-	0.0%	-
560 Workers Comp Ins	1,669	1,391	1,297	77.7%	372
<b>Salaries and Employee Benefits &gt;</b>	<b>47,836</b>	<b>39,863</b>	<b>36,876</b>	<b>77.1%</b>	<b>10,960</b>
605 Advertising	0	0	-	0.0%	0
610 Bank Fees	0	0	-	0.0%	0
620 Communications & Internet	0	0	-	0.0%	0
622 Board Exp	0	0	-	0.0%	0
625 Equip - Field (up to \$4999)	1,250	1,042	849	67.9%	401
640 Fuel & Oil	2,000	1,667	2,127	106.4%	(127)
645 Insurance	-	-	-	0.0%	-
650 Interest	875	729	136	15.5%	739
657 Outsource Lab / Internal Lab	-	-	-	0.0%	-
660 Memberships & Subscriptions	-	-	-	0.0%	-
665 Mileage Reimb	-	-	-	0.0%	-
670 Postage & Shipping	25	21	-	0.0%	25
675 Professional Services (SCADA)	1	1	5,412	541200.0%	(5,411)
685 Rents	250	104	-	0.0%	250
690 Safety & Security (boots)	1,075	896	122	11.3%	953
700 Tools & Instruments	1,875	1,563	294	15.7%	1,581
703 Supplies - Clothing & Personal	-	-	-	0.0%	-
705 Supplies - Office	125	104	-	0.0%	125
715 Treatment Chemicals	-	-	-	0.0%	-
720 Supplies - Operating - Other	6,500	5,417	13,518	208.0%	(7,018)
730 Taxes - Licenses	250	208	-	0.0%	250
735 Training (classes, books)	-	-	-	0.0%	-
745 Travel / Lodging	-	-	-	0.0%	-
750 Utilities	-	-	-	0.0%	-
760 Waste Disposal	-	-	-	0.0%	-
795 Yolo Co	-	-	-	0.0%	-
799 Misc	125	52	-	0.0%	125
<b>Services and Supplies &gt;</b>	<b>14,351</b>	<b>11,803</b>	<b>22,458</b>	<b>156.5%</b>	<b>(8,107)</b>
810 R&R Buildings & Grounds	25,000	20,833	12,307	49.2%	12,693
815 R & R Damage Claims	-	-	-	0.0%	-
820 R&R Lift Stations	-	-	-	0.0%	-
830 R&R Equipment	5,000	4,167	11,485	229.7%	(6,485)
832 R&R Mains/Service Lines	50,000	41,667	33,702	67.4%	16,298
840 R&R Vehicles (\$2k/vehicle)	12,500	10,417	6,623	53.0%	5,877
<b>Repairs &amp; Replacement &gt;</b>	<b>92,500</b>	<b>77,083</b>	<b>64,117</b>	<b>69.3%</b>	<b>28,383</b>
<b>Total Expenses &gt;</b>	<b>154,687</b>	<b>128,749</b>	<b>123,451</b>	<b>79.8%</b>	<b>31,236</b>

Expense Notes

- 675 Professional Services Leak Repair in Redwood Wtr Tnk and ignition program for SCADA approved at SM 11/29/16
- 720 Supplies - inventory 18 meters for inventory \$1,393, Replacement Inventory, meter pilot program
- 820 R & R Lift Stations Baker Tank Rental to assist LS 7 during emergency pumping, replacement inventory
- 830 R&R Equipment \$6,992.57 for Controller and Reactor Replacement for 03 Generator, approved at 7-21-16 RM
- 832 R&R mains / Service Lines Clay Valves, \$14,855 Board approved

**Clearlake Oaks County Water District  
 Capital Improvements  
 As of April 30, 2017**

*2014*

<u>Date</u>	<u>Name</u>	<u>Memo</u>	<u>Amount</u>
<b>120 · EQUIPMENT (EQUIPMENT - WAS 1011181)</b>			
<b>120.01 · GENERAL EQUIPMENT (GENERAL EQUIPMENT - WATER - WAS 1011190)</b>			
08/08/2016	Power Plus	2016 Cummins 250 kw Tier 3 Gene...	29,876.14
Total 120.01 · GENERAL EQUIPMENT (GENERAL EQUIPMENT - WATER - ...)			29,876.14
Total 120 · EQUIPMENT (EQUIPMENT - WAS 1011181)			29,876.14
<b>122 · Buildings (OFFICE BUILDING - WAS 1011180)</b>			
Total 122 · Buildings (OFFICE BUILDING - WAS 1011180)			
<b>124 · D/C System (COLLECTION SYSTEM - SEWER - WAS 1011161)</b>			
<b>124.30 · Lift Stations</b>			
<b>124.31 · Lift Station 7 Bypass</b>			
07/12/2016	Pace	Returned PVC pipe	-1,275.84
Total 124.31 · Lift Station 7 Bypass			-1,275.84
<b>124.30 · Lift Stations - Other</b>			
09/19/2016	Shape Inc.	2 pumps for Lift Station #10 - Appro...	23,581.98
Total 124.30 · Lift Stations - Other			23,581.98
Total 124.30 · Lift Stations			22,306.14
<b>124.50 · Mains</b>			
11/17/2016	Utility Services Associates	Approved RM 9/15/16 - Leak detecti...	9,262.00
Total 124.50 · Mains			9,262.00
<b>124 · D/C System (COLLECTION SYSTEM - SEWER - WAS 1011161) - Other</b>			
Total 124 · D/C System (COLLECTION SYSTEM - SEWER - WAS 1011161) ...			31,568.14
Total 124 · D/C System (COLLECTION SYSTEM - SEWER - WAS 1011161)			31,568.14
<b>125 · Land</b>			
09/13/2016	TERESA FEDERIGI	Final pymt. for Harvey Blvd. tank ea...	1,000.00
02/16/2017	State Treasurer's Office	589 Keys Blvd. for LS #7	21,300.00
Total 125 · Land			22,300.00
<b>TOTAL</b>			<b>83,744.28</b>

2.1b

Local Agency Investment Fund  
 P.O. Box 942809  
 Sacramento, CA 94209-0001  
 (916) 653-3001

[www.treasurer.ca.gov/pmia-laif/laif.asp](http://www.treasurer.ca.gov/pmia-laif/laif.asp)  
 May 10, 2017

CLEARLAKE OAKS COUNTY WATER DISTRICT

AUDITOR/SECRETARY  
 P.O. BOX 709  
 12952 HIGHWAY 20  
 CLEARLAKE OAKS, CA 95423-0709

PMIA Average Monthly Yields

Account Number:  
 90-17-001

Tran Type Definitions

April 2017 Statement

Effective Date	Transaction Date	Tran Type	Confirm Number	Authorized Caller	Amount
4/14/2017	4/13/2017	QRD	1533422	SYSTEM	923.46

Account Summary

Total Deposit:	923.46	Beginning Balance:	482,694.37
Total Withdrawal:	0.00	Ending Balance:	483,617.83

# Mobile Check Deposit is now available with the StarConnect Plus Mobile Banking App!

Download the app to your mobile device today and enjoy the convenience of banking on the go.

2.6.1

## My Accounts

### DEPOSIT ACCOUNTS

[Manage mobile alerts](#)


[Make a transfer](#)

<b>CRP SEWER</b> Checking *3745	<a href="#">Quick peek</a>	<b>\$337,405.83</b> **Available \$337,405.83
<b>DWR CHECKING</b> Checking *3786	<a href="#">Quick peek</a>	<b>\$200.00</b> **Available \$200.00
<b>GENERAL LEDGER</b> Checking *9122	<a href="#">Quick peek</a>	<b>\$168,730.03</b> **Available \$161,042.49
<b>CRP WATER</b> Savings *6990	<a href="#">Quick peek</a>	<b>\$34,963.16</b> **Available \$34,963.16
<b>TOTAL DEPOSIT ACCOUNTS</b>		<b>\$541,299.02</b>

### TIERED COMMERCIAL LOANS

<b>Credit Line</b> TCL Credit Line *1999	<a href="#">Quick peek</a>	<b>\$0.00</b> Available credit \$134,000.00
<b>Note</b> TCL Note *1001	<a href="#">Quick peek</a>	<b>\$366,000.00</b> \$1,796.24 due 05/31/2017 pay
<b>TOTAL TIERED COMMERCIAL LOANS</b>		<b>\$366,000.00</b>

## Make a Payment



**Make paying bills fast and easy**  
Pay your bills on one screen with one password in seconds.

[Signup for payments](#)

## View My Spending

No activity found within the last 30 days.

Try refreshing your accounts in FinanceWorks or add more accounts from over 18,000 financial institutions.

[Go to FinanceWorks](#)

## Outside Accounts

BY FINANCIAL INSTITUTION	
Checking	<a href="#">Quick peek</a>
Savings	<a href="#">Quick peek</a>
TOTAL	

### Add Outside Accounts

Keep track of all your other accounts and credit cards here.

[Add outside accounts](#)

Powered by FinanceWorks

Have a question? [Check our FAQs](#)

\*\*This balance may include overdraft or line of credit funds

216.2

---

---

**Aged Accounts Receivable**  
**As of 5/12/2017**

---

---

0-30 Days	31-60 Days	61-90 Days	91-120 Days	Over 120 Days	Total Balance
\$73,446.44	\$16,579.27	\$3,983.79	\$2,938.67	\$49,893.33	<u>\$146,841.50</u>

**Total number of accounts with open balances: 910**

These totals include all accounts on the Tax Roll

Clearlake Oaks County Water District

2,6.3

5/12/2017 3:37 PM

Register: 102.001 · GL - 9122

From 04/01/2017 through 04/30/2017

Sorted by: Date, Type, Number/Ref

Date	Number	Payee	Account	Memo	Payment	C	Deposit	Balance
04/01/2017			-split-	Deposit		X	464.30	72,501.64
04/02/2017			-split-	Deposit		X	728.77	73,230.41
04/03/2017			-split-	Deposit		X	7,131.29	80,361.70
04/03/2017			-split-	Deposit		X	5,150.62	85,512.32
04/03/2017			-split-	Deposit		X	8,642.57	94,154.89
04/03/2017			-split-	Deposit		X	136.42	94,291.31
04/03/2017			Income:410 · Client R...	Deposit		X	50.00	94,341.31
04/03/2017			-split-	Deposit		X	2,869.09	97,210.40
04/03/2017			Services & Supplies:6...		1,150.35	X		96,060.05
04/04/2017			-split-	Deposit		X	1,369.10	97,429.15
04/04/2017			-split-	Deposit		X	3,786.80	101,215.95
04/04/2017			-split-	Deposit		X	116.56	101,332.51
04/04/2017			Income:410 · Client R...	Deposit		X	50.00	101,382.51
04/04/2017		Debit Memo	102.001 · GL - 9122		6.00	X		101,376.51
04/04/2017		Debit Memo	102.001 · GL - 9122				6.00	101,382.51
04/04/2017	31664	Jason Mitchell.	200 · ACCOUNTS PA...		28.21			101,354.30
04/05/2017			-split-	Deposit		X	17,014.65	118,368.95
04/05/2017			-split-	Deposit		X	2,786.10	121,155.05
04/05/2017			-split-	Deposit		X	2,747.84	123,902.89
04/05/2017			Income:435 · Loans/Gr...	Deposit		X	875.00	124,777.89
04/06/2017			-split-	Deposit		X	909.39	125,687.28
04/06/2017			-split-	Deposit		X	1,363.89	127,051.17
04/06/2017			-split-	Deposit		X	4,938.84	131,990.01
04/06/2017	31593	Alan Gardner	200 · ACCOUNTS PA...		216.90	X		131,773.11
04/06/2017	31594	Alpha Analytical Labs	200 · ACCOUNTS PA...		933.00	X		130,840.11
04/06/2017	31595	Brelje and Race Lab...	200 · ACCOUNTS PA...		105.00	X		130,735.11
04/06/2017	31596	Francisco Trujillo.	200 · ACCOUNTS PA...		107.83	X		130,627.28
04/06/2017	31597	Hasa Inc	200 · ACCOUNTS PA...	IN31153	3,136.48	X		127,490.80
04/06/2017	31598	John Hopkins.	200 · ACCOUNTS PA...		2,300.00	X		125,190.80
04/06/2017	31599	Mark Freeman, MD	200 · ACCOUNTS PA...		135.00	X		125,055.80
04/06/2017	31600	McMaster-Carr	200 · ACCOUNTS PA...	53675601	1,232.06	X		123,823.74
04/06/2017	31601	Mendo Mill	200 · ACCOUNTS PA...		726.60	X		123,097.14
04/06/2017	31602	Napa Auto Parts	200 · ACCOUNTS PA...		81.15	X		123,015.99
04/06/2017	31603	National Meter	200 · ACCOUNTS PA...		1,500.68	X		121,515.31
04/06/2017	31604	Pace	200 · ACCOUNTS PA...		4,098.74	X		117,416.57
04/06/2017	31605	PG&E	200 · ACCOUNTS PA...	1324698179-2	18,846.00	X		98,570.57
04/06/2017	31606	Quill	200 · ACCOUNTS PA...		366.19	X		98,204.38
04/06/2017	31607	Rainbow Ag Services	200 · ACCOUNTS PA...	117	1,077.68	X		97,126.70
04/06/2017	31608	The Works Inc.	200 · ACCOUNTS PA...	W/E 3/26/17 - ...	4,841.20	X		92,285.50

Clearlake Oaks County Water District

2.6.4

5/12/2017 3:37 PM

Register: 102.001 · GL - 9122

From 04/01/2017 through 04/30/2017

Sorted by: Date, Type, Number/Ref

Date	Number	Payee	Account	Memo	Payment	C	Deposit	Balance
04/06/2017	31609	Tri-Cities Answering...	200 · ACCOUNTS PA...		261.55	X		92,023.95
04/06/2017	31610	US Bank	-split-	4246 0445 556...	1,768.79	X		90,255.16
04/06/2017	31611	Action Sanitary, Inc	200 · ACCOUNTS PA...		21,600.00	X		68,655.16
04/06/2017	31612	EEL River Fuels Inc	200 · ACCOUNTS PA...		1,109.63	X		67,545.53
04/06/2017	31613	HD Excavating	200 · ACCOUNTS PA...		19,208.75	X		48,336.78
04/06/2017	31614	Mendo Mill	200 · ACCOUNTS PA...		108.97	X		48,227.81
04/06/2017	31615	Pace	200 · ACCOUNTS PA...		527.63	X		47,700.18
04/06/2017	31616	Roto-Rooter of Lake ...	200 · ACCOUNTS PA...		25,000.00	X		22,700.18
04/07/2017			-split-	Deposit		X	1,665.41	24,365.59
04/07/2017			-split-	Deposit		X	5,929.82	30,295.41
04/07/2017			-split-	Deposit		X	2,009.44	32,304.85
04/07/2017			Income:410 · Client R...	Deposit		X	50.00	32,354.85
04/07/2017			102.02 · CRP Water - ...			X	41,734.85	74,089.70
04/07/2017			102.02 · CRP Water - ...	Funds Transfer		X	25,820.13	99,909.83
04/08/2017			-split-	Deposit		X	203.00	100,112.83
04/09/2017			-split-	Deposit		X	295.73	100,408.56
04/10/2017			-split-	Deposit		X	2,663.85	103,072.41
04/10/2017			-split-	Deposit		X	6,352.40	109,424.81
04/10/2017			-split-	Deposit		X	5,104.74	114,529.55
04/11/2017			-split-	Deposit		X	2,027.32	116,556.87
04/11/2017			-split-	Deposit		X	2,867.01	119,423.88
04/11/2017			-split-	Deposit		X	5,009.02	124,432.90
04/12/2017			-split-	Deposit		X	2,702.09	127,134.99
04/12/2017			-split-	Deposit		X	4,234.67	131,369.66
04/12/2017			-split-	Deposit		X	2,562.79	133,932.45
04/12/2017		QuickBooks Payroll ...	222 · Direct Deposit L...	Created by Pay...	21,756.37	X		112,176.08
04/13/2017			-split-	Deposit		X	3,716.02	115,892.10
04/13/2017			-split-	Deposit		X	4,458.60	120,350.70
04/13/2017			-split-	Deposit		X	3,902.49	124,253.19
04/13/2017		Returned Item	102.001 · GL - 9122		97.45	X		124,155.74
04/13/2017		Returned Item	102.001 · GL - 9122				97.45	124,253.19
04/13/2017		Returned Deposit Fee	102.001 · GL - 9122		12.00	X		124,241.19
04/13/2017		Returned Deposit Fee	102.001 · GL - 9122				12.00	124,253.19
04/13/2017	E-pay	United States Treasury	-split-	94-6050430 Q...	7,095.56	X		117,157.63
04/13/2017	E-pay	EDD - Payroll Liabil...	-split-	925-0185-7 Q...	993.26	X		116,164.37
04/13/2017	DD0075	Judith A Heeszal	-split-	Direct Deposit		X		116,164.37
04/13/2017	DD0076	Karl L Hosier	-split-	Direct Deposit		X		116,164.37
04/13/2017	DD0077	Mary M Medeiros	-split-	Direct Deposit		X		116,164.37
04/13/2017	DD0078	Samuel Q Boucher	-split-	Direct Deposit		X		116,164.37

2,6.5

Clearlake Oaks County Water District

5/12/2017 3:37 PM

Register: 102.001 - GL - 9122  
From 04/01/2017 through 04/30/2017  
Sorted by: Date, Type, Number/Ref

Date	Number	Payee	Account	Memo	Payment	C	Deposit	Balance
04/13/2017	DD0079	Stanley A Archacki	-split-	Direct Deposit		X		116,164.37
04/13/2017	DD0080	Alan J Gardner	-split-	Direct Deposit		X		116,164.37
04/13/2017	DD0081	Andrew J. Mitchell	-split-	Direct Deposit		X		116,164.37
04/13/2017	DD0082	Dan Hodem	-split-	Direct Deposit		X		116,164.37
04/13/2017	DD0083	David Valerga	-split-	Direct Deposit		X		116,164.37
04/13/2017	DD0084	Dianna L Mann	-split-	Direct Deposit		X		116,164.37
04/13/2017	DD0085	Francisco J Castro	-split-	Direct Deposit		X		116,164.37
04/13/2017	DD0086	Francisco Trujillo	-split-	Direct Deposit		X		116,164.37
04/13/2017	DD0087	Guywayne M Walter	-split-	Direct Deposit		X		116,164.37
04/13/2017	DD0088	Jason Mitchell	-split-	Direct Deposit		X		116,164.37
04/13/2017	DD0089	Jeremy J Backus	-split-	Direct Deposit		X		116,164.37
04/13/2017	DD0090	Mary Johnson	-split-	Direct Deposit		X		116,164.37
04/13/2017	DD0091	Olivia R Mann	-split-	Direct Deposit		X		116,164.37
04/13/2017	DD0092	Rachel A Schainblatt	-split-	Direct Deposit		X		116,164.37
04/13/2017	DD0093	Steve R Bonge	-split-	Direct Deposit		X		116,164.37
04/13/2017	DD0094	Dan Hodem	-split-	Direct Deposit		X		116,164.37
04/13/2017	DD0095	Francisco Trujillo	-split-	Direct Deposit		X		116,164.37
04/14/2017			-split-	Deposit		X	4,290.16	120,454.53
04/14/2017			-split-	Deposit		X	221.70	120,676.23
04/14/2017			-split-	Deposit		X	5,777.30	126,453.53
04/14/2017			-split-	Deposit		X	20,233.76	146,687.29
04/14/2017	E-pay	EDD - Payroll Liabil...	-split-	925-0185-7 Q...	12.89			146,674.40
04/14/2017	E-pay	United States Treasury	-split-	94-6050430 Q...	128.60	X		146,545.80
04/14/2017	31617	Jeremy J Backus	-split-		545.31	X		146,000.49
04/15/2017			-split-	Deposit		X	319.51	146,320.00
04/15/2017			-split-	Deposit		X	527.11	146,847.11
04/17/2017			-split-	Deposit		X	3,505.90	150,353.01
04/17/2017			-split-	Deposit		X	4,684.51	155,037.52
04/17/2017			-split-	Deposit		X	3,197.59	158,235.11
04/17/2017			-split-	Deposit		X	3,669.00	161,904.11
04/18/2017			-split-	Deposit		X	711.99	162,616.10
04/18/2017			-split-	Deposit		X	1,814.20	164,430.30
04/18/2017			-split-	Deposit		X	339.74	164,770.04
04/18/2017			-split-	Deposit		X	200.00	164,970.04
04/18/2017	30617	Jeremy J Backus	-split-	VOID:		X		164,970.04
04/19/2017			-split-	Deposit		X	2,791.82	167,761.86
04/19/2017			-split-	Deposit		X	2,644.66	170,406.52
04/19/2017				Income:410 - Client R...		X	50.00	170,456.52
04/19/2017			-split-	Deposit		X	1,431.26	171,887.78

Clearlake Oaks County Water District

J.B.B  
5/12/2017 3:37 PM

Register: 102.001 · GL - 9122

From 04/01/2017 through 04/30/2017

Sorted by: Date, Type, Number/Ref

Date	Number	Payee	Account	Memo	Payment	C	Deposit	Balance
04/19/2017	31618	Adams Ashby	200 · ACCOUNTS PA...		720.00			171,167.78
04/19/2017	31619	Alan Gardner	200 · ACCOUNTS PA...		133.22			171,034.56
04/19/2017	31620	Badger Meter	200 · ACCOUNTS PA...		33.00	X		171,001.56
04/19/2017	31621	Brelje and Race Lab...	200 · ACCOUNTS PA...		105.00	X		170,896.56
04/19/2017	31622	CWEA	200 · ACCOUNTS PA...		172.00			170,724.56
04/19/2017	31623	Deeper Cleaning	200 · ACCOUNTS PA...		320.00	X		170,404.56
04/19/2017	31624	EEL River Fuels Inc	200 · ACCOUNTS PA...		2,095.89	X		168,308.67
04/19/2017	31625	Guy Walter.	200 · ACCOUNTS PA...		50.30			168,258.37
04/19/2017	31626	Hasa Inc	200 · ACCOUNTS PA...	IN31153	3,075.24	X		165,183.13
04/19/2017	31627	High Country Security	200 · ACCOUNTS PA...		3,270.60	X		161,912.53
04/19/2017	31628	Hydra-Stop	200 · ACCOUNTS PA...		3,978.52	X		157,934.01
04/19/2017	31629	JT Auto Glass	200 · ACCOUNTS PA...		735.55			157,198.46
04/19/2017	31630	L & M Locksmith	200 · ACCOUNTS PA...		99.00			157,099.46
04/19/2017	31631	Lagerlof, Senecal, G...	200 · ACCOUNTS PA...		1,577.38	X		155,522.08
04/19/2017	31632	Lake County Waste ...	200 · ACCOUNTS PA...		260.58	X		155,261.50
04/19/2017	31633	MC Engineering, Inc	200 · ACCOUNTS PA...		107,321.64			47,939.86
04/19/2017	31634	Mediacom - WWTP ...	200 · ACCOUNTS PA...	8384 80 003 0...	149.07	X		47,790.79
04/19/2017	31635	Mendo Mill	200 · ACCOUNTS PA...		241.07	X		47,549.72
04/19/2017	31636	Meyers Nave	200 · ACCOUNTS PA...		1,771.90	X		45,777.82
04/19/2017	31637	Municipal Maintena...	200 · ACCOUNTS PA...	01-CLEAR	207.84	X		45,569.98
04/19/2017	31638	Nave & Cortell, LLP	200 · ACCOUNTS PA...		8,120.00	X		37,449.98
04/19/2017	31639	NTU Technologies, Inc	200 · ACCOUNTS PA...		10,350.75	X		27,099.23
04/19/2017	31640	Pace	200 · ACCOUNTS PA...		5,641.59	X		21,457.64
04/19/2017	31641	People Services Inc	200 · ACCOUNTS PA...		95.00			21,362.64
04/19/2017	31642	Pitney Bowes, Inc	200 · ACCOUNTS PA...	9299158	426.00	X		20,936.64
04/19/2017	31643	Southport Control So...	200 · ACCOUNTS PA...		1,800.00	X		19,136.64
04/19/2017	31644	State Water Resourc...	200 · ACCOUNTS PA...		200.00	X		18,936.64
04/19/2017	31645	The Lyman Group, I...	200 · ACCOUNTS PA...	200329	630.77	X		18,305.87
04/19/2017	31646	The Works Inc.	200 · ACCOUNTS PA...		4,773.28	X		13,532.59
04/19/2017	31647	US Cellular	200 · ACCOUNTS PA...	957131516	589.57	X		12,943.02
04/19/2017	31648	Yolo County Flood C...	200 · ACCOUNTS PA...		2,852.56	X		10,090.46
04/19/2017	31649	ACWA/JPIA - Healt...	-split-		12,645.60	X		-2,555.14
04/20/2017			-split-	Deposit		X	1,990.77	-564.37
04/20/2017			-split-	Deposit		X	580.00	15.63
04/20/2017			-split-	Deposit		X	1,307.70	1,323.33
04/21/2017			-split-	Deposit		X	1,266.79	2,590.12
04/21/2017			-split-	Deposit		X	1,521.99	4,112.11
04/23/2017			-split-	Deposit		X	40.92	4,153.03
04/24/2017		Deposit Correction	102.001 · GL - 9122		10.00	X		4,143.03

Clearlake Oaks County Water District

J, b. 7  
5/12/2017 3:37 PM

Register: 102.001 · GL - 9122  
From 04/01/2017 through 04/30/2017  
Sorted by: Date, Type, Number/Ref

Date	Number	Payee	Account	Memo	Payment	C	Deposit	Balance
04/24/2017		Deposit Correction	102.001 · GL - 9122				10.00	4,153.03
04/24/2017	EFT	CalPers	-split-	4751900248	3,048.98	X		1,104.05
04/25/2017			-split-	Deposit		X	14,276.00	15,380.05
04/25/2017			-split-	Deposit		X	140.52	15,520.57
04/25/2017			-split-	Deposit		X	1,732.09	17,252.66
04/25/2017			-split-	Deposit		X	689.77	17,942.43
04/25/2017			-split-	Deposit		X	180.06	18,122.49
04/26/2017			-split-	Deposit		X	1,404.65	19,527.14
04/26/2017			-split-	Deposit		X	1,216.25	20,743.39
04/26/2017	31651	EDD - Payroll Liabil...	223.60 · STATE PAY...	VOID: 925-01...		X		20,743.39
04/26/2017		QuickBooks Payroll ...	222 · Direct Deposit L...	Created by Pay...	18,591.06	X		2,152.33
04/26/2017	To Print	PG&E	Services & Supplies:7...	1324698179-2	1,500.00	X		652.33
04/26/2017	To Print	PG&E	Services & Supplies:7...	0007631575-3	1,500.00	X		-847.67
04/27/2017			-split-	Deposit			829.68	-17.99
04/27/2017			-split-	Deposit		X	2,058.56	2,040.57
04/27/2017	EFT	CalPers	-split-	Unfunded Liab...	2,282.72	X		-242.15
04/27/2017	E-pay	United States Treasury	-split-	94-6050430 Q...	5,622.38	X		-5,864.53
04/27/2017	E-pay	EDD - Payroll Liabil...	-split-	VOID: 925-01...		X		-5,864.53
04/27/2017	E-pay	EDD - Payroll Liabil...	-split-	925-0185-7 Q...	581.30	X		-6,445.83
04/27/2017	E-pay	EDD - Payroll Liabil...	-split-	925-0185-7 Q...	217.18			-6,663.01
04/27/2017	DD0096	Alan J Gardner	-split-	Direct Deposit		X		-6,663.01
04/27/2017	DD0097	Dan Hodem	-split-	Direct Deposit		X		-6,663.01
04/27/2017	DD0098	David Valerga	-split-	Direct Deposit		X		-6,663.01
04/27/2017	DD0099	Dianna L Mann	-split-	Direct Deposit		X		-6,663.01
04/27/2017	DD0100	Francisco J Castro	-split-	Direct Deposit		X		-6,663.01
04/27/2017	DD0101	Francisco Trujillo	-split-	Direct Deposit		X		-6,663.01
04/27/2017	DD0102	Guywayne M Walter	-split-	Direct Deposit		X		-6,663.01
04/27/2017	DD0103	Jason Mitchell	-split-	Direct Deposit		X		-6,663.01
04/27/2017	DD0104	Jeremy J Backus	-split-	Direct Deposit		X		-6,663.01
04/27/2017	DD0105	Mary Johnson	-split-	Direct Deposit		X		-6,663.01
04/27/2017	DD0106	Olivia R Mann	-split-	Direct Deposit		X		-6,663.01
04/27/2017	DD0107	Rachel A Schainblatt	-split-	Direct Deposit		X		-6,663.01
04/27/2017	DD0108	Steve R Bonge	-split-	Direct Deposit		X		-6,663.01
04/28/2017			-split-	Deposit			1,698.62	-4,964.39
04/28/2017			-split-	Deposit			1,709.43	-3,254.96
04/29/2017			-split-	Deposit			597.26	-2,657.70
04/29/2017	31654	Alan Gardner	200 · ACCOUNTS PA...		220.00			-2,877.70
04/29/2017	31655	Alpha Analytical Labs	200 · ACCOUNTS PA...		2,523.00			-5,400.70
04/29/2017	31656	Aristotle Select - CUSI	200 · ACCOUNTS PA...	57160	20.00			-5,420.70

Clearlake Oaks County Water District

2, b. 8  
5/12/2017 3:37 PM

Register: 102.001 - GL - 9122

From 04/01/2017 through 04/30/2017

Sorted by: Date, Type, Number/Ref

Date	Number	Payee	Account	Memo	Payment C	Deposit	Balance
04/29/2017	31657	AT & T - CalNet 3	200 · ACCOUNTS PA...		153.35		-5,574.05
04/29/2017	31658	Burrell's Automotive	200 · ACCOUNTS PA...		220.97		-5,795.02
04/29/2017	31659	Clearlake Machine S...	200 · ACCOUNTS PA...		10.73		-5,805.75
04/29/2017	31660	County of Lake - Spe...	200 · ACCOUNTS PA...		5,570.00		-11,375.75
04/29/2017	31661	Francisco Castro.	200 · ACCOUNTS PA...	Walmart- Rei...	53.81		-11,429.56
04/29/2017	31662	Hayden Solar, LLC	200 · ACCOUNTS PA...		2,815.03		-14,244.59
04/29/2017	31663	Herc Rentals	200 · ACCOUNTS PA...		2,118.20		-16,362.79
04/29/2017	31665	John Hopkins.	200 · ACCOUNTS PA...		1,125.00		-17,487.79
04/29/2017	31666	KonocTees	200 · ACCOUNTS PA...		72.04		-17,559.83
04/29/2017	31667	Mediacom - Admin ...	200 · ACCOUNTS PA...	838480003009...	295.27		-17,855.10
04/29/2017	31668	Mendo Mill	200 · ACCOUNTS PA...		311.71		-18,166.81
04/29/2017	31669	MendoLake Staffing,...	200 · ACCOUNTS PA...		4,890.61		-23,057.42
04/29/2017	31670	Napa Auto Parts	200 · ACCOUNTS PA...		23.41		-23,080.83
04/29/2017	31671	NICOLE MITCHELL	200 · ACCOUNTS PA...	BOOKKEEPI...	440.00		-23,520.83
04/29/2017	31672	One Stop Automotive	200 · ACCOUNTS PA...		750.71		-24,271.54
04/29/2017	31673	Petty Cash - Rachel ...	200 · ACCOUNTS PA...		105.49		-24,377.03
04/29/2017	31674	PG&E	200 · ACCOUNTS PA...	1324698179-2	18,846.00		-43,223.03
04/29/2017	31675	Quill	200 · ACCOUNTS PA...		414.87		-43,637.90
04/29/2017	31676	Roto-Rooter of Lake ...	200 · ACCOUNTS PA...		15,000.00		-58,637.90
04/29/2017	31677	State Water Resourc...	200 · ACCOUNTS PA...		80.00		-58,717.90
04/29/2017	31678	SUNBELT Rentals	200 · ACCOUNTS PA...		947.16		-59,665.06
04/29/2017	31679	The Works Inc.	200 · ACCOUNTS PA...		3,476.53		-63,141.59
04/29/2017	31680	Tire Pro	200 · ACCOUNTS PA...		55.39		-63,196.98
04/29/2017	31681	US Bank	200 · ACCOUNTS PA...		3,625.36		-66,822.34
04/29/2017	31682	West America Bank	200 · ACCOUNTS PA...		1,308.44		-68,130.78
04/30/2017			-split-	Deposit		607.20	-67,523.58

**Clearlake Oaks County Water District**  
**Payroll Summary**  
 April 2017

J.C

	<u>Hours</u>	<u>Rate</u>	<u>Apr 17</u>
<b>Employee Wages, Taxes and Adjustments</b>			
<b>Gross Pay</b>			
CTO Saved	-9.25	18.24	-211.10
CTO Used	79.75	18.24	1,381.10
Overtime (x1.5)	114.5	27.36	3,895.24
PTO	186.93	15.95	4,407.15
Straight	1,816.5	18.24	42,264.04
Board			1,100.00
Duty Pay			2,625.00
<b>Total Gross Pay</b>	<u>2,188.43</u>		<u>55,461.43</u>
<b>Deductions from Gross Pay</b>			
ACWA (pre-tax)			-1,778.46
AFLAC (pre-tax)			-359.28
AFLAC (taxable) AFTER TAX			-92.66
CALPers EE (Pretax)			-1,766.39
<b>Total Deductions from Gross Pay</b>			<u>-3,996.79</u>
<b>Adjusted Gross Pay</b>	<u>2,188.43</u>		<u>51,464.64</u>
<b>Taxes Withheld</b>			
Federal Withholding			-4,688.00
Medicare Employee			-773.20
Social Security Employee			-3,306.07
CA - Withholding			-1,324.73
CA - Disability			-479.90
<b>Total Taxes Withheld</b>			<u>-10,571.90</u>
<b>Net Pay</b>	<u><u>2,188.43</u></u>		<u><u>40,892.74</u></u>
<b>Employer Taxes and Contributions</b>			
Medicare Company			773.20
Social Security Company			3,306.07
<b>Total Employer Taxes and Contributions</b>			<u><u>4,079.27</u></u>

J.C.J

## PAYROLL BREAKDOWN FOR THE MONTH OF APRIL 2017

TITLE	STRAIGHT HOURS	OVERTIME HOURS	DUTY HOURS	GROSS PAY
General Manager	160			\$6,276.80
Operations Manager	152.75	18.25		\$6,478.93
Interim WWTP Chief Op	149	8		\$3,878.28
WTP Chief Op	157.25	14		\$6,902.21
Op III WTP - Dan	155.75	15.75		\$6,382.01
Op II WWTP - Francisco				
Op II WWTP - Steve	118.5	6.5		\$3,147.93
Op II D/C - Guy	141.25	9.5		\$3,625.76
Op I D/C David	152.25	11.5		\$3,183.76
Op I D/C - Jeremy	57.5	4		\$1,806.80
Admin Srves Mgr/Bd Sec	156.25	10.5		\$4,393.75
Customer Service Rep III	160	12		\$3,471.00
Customer Service Rep II	83			\$2,019.19
Customer Service Rep I	133			\$2,327.51
Temporary	40	4.5		\$467.50
Board Director Marg				\$300.00
Board Director Karl				\$300.00
Board Director Judy				\$300.00
Board Director Dena				\$100.00
Board Director Richard				\$100.00
	1816.5	114.5	0	\$55,461.43
		114.5		

Overtime contributed to:

Two main breaks, one at Lake Village Estates and other at Big Oaks Center

Clearlake Oaks County Water District

Trial Balance

As of April 30, 2017

*J,d*

	Apr 30, 17	
	Debit	Credit
102.001 · GL - 9122		67,523.58
102.04 · DWR - CHECKING	200.00	
101 · LAIF - CASH IN BANK	293,694.37	
101 · LAIF - CASH IN BANK:CIP Deposits 2014	189,000.00	
102.01 · WEST AMERICA - REGULAR CHECKING	200.00	
102.02 · CRP Water - 6990	34,963.16	
102.03 · CRP Sewer - 3745	337,405.83	
CUSI Accounts Receivable		6.00
103 · PETTY CASH	300.00	
104 · COUNTY TREASURY	21,680.00	
130 · CIP	0.00	
130 · CIP:130.75 · SCADA	0.00	
132 · CIP SEWER	366,081.00	
132 · CIP SEWER:132.05 · CIP SEWER LABOR	0.00	
135 · CIP WATER	74,033.00	
135 · CIP WATER:135.02 · Aircon Project	0.00	
135 · CIP WATER:135.05 · Backwash Pump Filters #2-#3	0.00	
135 · CIP WATER:135.10 · High Valley Project 2013	0.00	
135 · CIP WATER:135.20 · CIP WATER LABOR	0.00	
111 · INVENTORY - WATER	0.00	
114 · ACCOUNTS RECEIVABLE.	176,790.00	
115 · PRE-PAID INSURANCE	23,357.00	
1890 · ACCOUNTS RECEIVABLE - OTHER	0.00	
USDA Project	0.00	
120 · EQUIPMENT:120.01 · GENERAL EQUIPMENT	1,851,100.60	
120 · EQUIPMENT:120.60 · Office	0.00	
120 · EQUIPMENT:120.75 · SCADA	0.00	
120 · EQUIPMENT:120.90 · Vehicles	0.00	
122 · Buildings	8,475,638.00	
124 · D/C System	3,136,437.00	
124 · D/C System:124.30 · Lift Stations	46,264.48	
124 · D/C System:124.30 · Lift Stations:124.31 · Lift Station 7 Bypass	66,042.23	
124 · D/C System:124.50 · Mains	14,788.58	
125 · Land	299,770.00	
129 · ALLOW. FOR DEPRECIATION		7,747,170.00
200 · ACCOUNTS PAYABLE		394,988.39
210.06 · Cal Card - Jason 3879		596.79
210 · Cal Card	4.50	
210 · Cal Card:210.05 · Cal Card - Dan - 4075	0.00	
210 · Cal Card:210.04 · Cal Card - Alan - 4000	890.96	
210 · Cal Card:210.01 · Cal Card - Iris - 2083	0.00	
210 · Cal Card:210.02 · Cal Card - Larry - 0010	0.00	
210 · Cal Card:210.03 · Cal Card - Matt - 9988		1,622.74
223.56 · FEDERAL PAYROLL TAX PENALTY	322.01	
280 · Loan:280.05 · USDA Bridge Loan		266,000.00
280 · Loan:280.01 · Kansas State Bk - VACON		2,820.08
280 · Loan:280.03 · Kansas State Bk - Camera Traile	12.79	
220 · Restricted - Expansion Fee's	0.00	
221 · Health Ins - EE Portion		501.40
222 · Direct Deposit Liabilities	0.00	
223 · COMP DUMP ACCOUNT	0.00	
223 · COMP DUMP ACCOUNT:223.01 · ADMIN - COMP USED	0.00	
223 · COMP DUMP ACCOUNT:223.02 · SEWER - COMP USED	0.00	
223 · COMP DUMP ACCOUNT:223.03 · WATER - COMP USED	0.00	
223.15 · GARNISHMENTS	0.00	
223.15 · GARNISHMENTS:223.16 · GARNISHMENT - COURT DEBT ORDER	0.00	
223.15 · GARNISHMENTS:223.17 · GARNISHMENT - LAKE CO SHERIFF	0.00	
223.20 · STATE UNEMPLOYMENT TAX PAYABLE	0.00	
223.25 · Vacation Dump Account	0.00	
223.25 · Vacation Dump Account:223.26 · Admin - Vacation Time	0.00	
223.25 · Vacation Dump Account:223.27 · Sewer - Vacation	0.00	
223.25 · Vacation Dump Account:223.28 · Water - Vacation	0.00	
223.30 · Sick Dump Account	0.00	
223.30 · Sick Dump Account:223.31 · Admin - Sick	0.00	
223.30 · Sick Dump Account:223.32 · Sewer - Sick	0.00	
223.30 · Sick Dump Account:223.33 · Water - Sick	0.00	

Clearlake Oaks County Water District

Trial Balance

As of April 30, 2017

*2.d.1*

	Apr 30, 17	
	Debit	Credit
223.40 · ACCRUED PAYROLL	0.00	
223.45 · FICA & SOCIAL SEC PAYABLE	340.68	
223.50 · MEDICARE TAX PAYABLE	160.05	
223.55 · FEDERAL PAYROLL TAX WITHHOLDING	377.00	
223.60 · STATE PAYROLL TAX WITHHOLDING	84.49	
223.65 · STATE DISABILITY PAYABLE	24.73	
2135 · CALPERS RETIREMENT PAYABLE	0.00	
223.70 · WORKERS COMP PAYABLE	0.00	
223.75 · PAYROLL DEDUCTION - INS CO-PAY	762.87	
223.80 · DEFERRED COMP PAYABLE	0.00	
223.85 · MISC DEDUCTIONS PAYABLE		596.12
223.90 · COMPENSATED EMPLOYEE BENEFITS		49,102.00
24000 · Payroll Liabilities	1,371.54	
281 · BOND PAYABLE	0.00	
302 · RETAINED EARNINGS		6,009,715.61
304 · Opening Balance Equity		326,612.31
306 · Retained Earnings - OLD		1,075,137.51
500 · 2017 Storms:500.3 · Insurance Advancement - JPIA		100,000.00
Income		767.43
Income:410 · Client Reg Pmt		1,613,189.39
Income:420 · Connection Fees		18,545.00
Income:425 · CRP		448,743.58
Income:425 · CRP:425.2 · Sewer	26.84	
Income:425 · CRP:425.1 · Water	573.22	
Income:430 · Penalty & Interest		38,636.63
Income:435 · Loans/Grants:435-4 · USDA Contruction Loan:435-4.1 · Bridge Loan	3,508.75	
Income:435 · Loans/Grants:435-3 · WWTP Reclamation Study		156,341.00
Income:435 · Loans/Grants:435-2 · Water Distribution Study		227,959.79
Income:440 · Misc Revenue		27,176.14
Income:450 · Other - Non S/W Rev		134,004.02
1000 · Storms 2017:1000.2 · February 8 thru TBD	803,096.09	
1000 · Storms 2017:1000.1 · January 18 thru January 23	9,700.00	
Loans/Grants	97,804.01	
Loans/Grants:903 · WTP, Meters, and Backflow	2,972.13	
Loans/Grants:902 · Tanks and Distribution	2,311.46	
Loans/Grants:901 · Harvey Tank Installation	1,411.44	
Loans/Grants:920 · Inflow & Infiltration Construct	7,420.37	
Loans/Grants:915 · USDA Construction Loan	125,716.04	
Loans/Grants:915 · USDA Construction Loan:915.1 · Adams and Ashby Group	2,385.00	
Loans/Grants:910 · MC USDA Construction Loan	171,472.46	
Loans/Grants:905 · MC WWTP Reclamation	107,617.29	
Loans/Grants:900 · MC Water Distribution Study	156,708.96	
Salaries & EE Benefits:505 · Salaries & Wages	661,294.42	
Salaries & EE Benefits:510 · Contract Labor	11,425.00	
Salaries & EE Benefits:520 · FICA - District Share	48,564.15	
Salaries & EE Benefits:530 · Medical Ins - Dist Share	143,702.27	
Salaries & EE Benefits:540 · PERS - District Share	68,503.00	
Salaries & EE Benefits:550 · Unemployment	9,300.10	
Salaries & EE Benefits:560 · Workers Comp Ins	22,840.00	
Services & Supplies:605 · Advertising	200.00	
Services & Supplies:610 · Bank Fees	10,604.65	
Services & Supplies:620 · Communications & Internet	10,441.14	
Services & Supplies:622 · Board Exp	62,768.68	
Services & Supplies:625 · Equip - Field (\$300-\$4999)	2,716.40	
Services & Supplies:630 · Equip - Office	783.34	
Services & Supplies:640 · Fuel & Oil	16,794.35	
Services & Supplies:645 · Insurance	63,216.60	
Services & Supplies:650 · Interest	1,690.17	
Services & Supplies:657 · Lab	31,151.12	
Services & Supplies:660 · Memberships & Subscription	48,655.68	
Services & Supplies:665 · Mileage Reimb	3,123.68	
Services & Supplies:670 · Postage & Shipping	7,239.54	
Services & Supplies:675 · Professional Services	59,837.37	
Services & Supplies:685 · Rents	4,880.69	
Services & Supplies:690 · Safety & Security	23,177.85	
Services & Supplies:700 · Tools & Instruments	7,267.08	

3:40 PM

05/12/17

Accrual Basis

# Clearlake Oaks County Water District

## Trial Balance

As of April 30, 2017

*J.d. 2*

	Apr 30, 17	
	Debit	Credit
Services & Supplies:703 · Supplies - Clothing & Personal	2,511.26	
Services & Supplies:705 · Supplies - Office	7,821.49	
Services & Supplies:715 · Supplies-Chemicals-Operating	77,349.67	
Services & Supplies:720 · Supplies - Inventory - Other	52,921.68	
Services & Supplies:730 · Taxes - Licenses	3,536.30	
Services & Supplies:735 · Training (Classes, books, etc)	1,274.00	
Services & Supplies:745 · Travel / Lodging	1,038.71	
Services & Supplies:750 · Utilities	147,627.96	
Services & Supplies:760 · Waste Disposal	39,397.34	
Services & Supplies:795 · Yolo Co	35,497.13	
Services & Supplies:798 · Reconciliation Discrepancies	20.83	
Services & Supplies:799 · Misc	4.60	
Repairs & Replacement:810 · R&R Buildings & Grounds	30,688.95	
Repairs & Replacement:820 · R&R Lift Stations	15,122.53	
Repairs & Replacement:830 · R&R Equipment	21,413.22	
Repairs & Replacement:832 · R&R Mains and Sewer Lines	33,702.43	
Repairs & Replacement:840 · R&R Vehicles	16,423.74	
5495 · MAINTENANCE & REPAIR -TREATMENT	6.00	
66000 · Payroll Expenses		3,600.54
<b>TOTAL</b>	<b>18,711,356.05</b>	<b>18,711,356.05</b>

**Clearlake Oaks County Water District**  
**A/P Aging Summary**  
**As of May 10, 2017**

2.e

	<u>Current</u>	<u>1 - 30</u>	<u>31 - 60</u>	<u>61 - 90</u>	<u>&gt; 90</u>	<u>TOTAL</u>
Action Sanitary, Inc	0.00	3,600.00	0.00	99,800.00	0.00	103,400.00
Coastal Mountain Electric	5,457.00	0.00	0.00	0.00	0.00	5,457.00
Dean A Enderlin, P.G.	1,056.61	0.00	0.00	0.00	0.00	1,056.61
Hasa Inc	3,075.24	0.00	0.00	0.00	0.00	3,075.24
HD Excavating	35,142.71	0.00	10,072.00	0.00	0.00	45,214.71
MendoLake Staffing, Inc.	0.00	-4,890.61	0.00	0.00	0.00	-4,890.61
PG&E	0.00	0.00	18,843.91	0.00	0.00	18,843.91
RAIN FOR RENT	44,161.32	39,157.78	0.00	0.00	0.00	83,319.10
Roto-Rooter of Lake Cou...	0.00	0.00	106,100.00	0.00	0.00	106,100.00
Shape Inc.	0.00	10,000.00	0.00	0.00	0.00	10,000.00
SUNBELT Rentals	0.00	14,109.87	0.00	0.00	0.00	14,109.87
SWRCB Accounting Office	8,786.00	0.00	0.00	0.00	0.00	8,786.00
The Works Inc.	11,121.19	-4,890.61	0.00	0.00	0.00	6,230.58
<b>TOTAL</b>	<b>108,800.07</b>	<b>57,086.43</b>	<b>135,015.91</b>	<b>99,800.00</b>	<b>0.00</b>	<b>400,702.41</b>

2.e.1

---

---

## Account Payable Breakdown

---

---

Date: 5/10/2017

	<u>QuickBooks</u>	<u>WAB Balance</u>	<u>WAB Available</u>
General Ledger	\$41,032.93	\$168,730.03	\$161,042.49
CRP Water	\$34,963.16	\$34,963.16	\$34,963.16
CRP Sewer	\$337,405.83	\$337,405.83	\$337,405.83
DWR Checking	\$200.00	\$200.00	\$200.00
Current A/P Aging	\$400,702.41		
US Bank Credit Card	\$775.89		

NOTES:

**CLEARLAKE OAKS COUNTY WATER DISTRICT  
MINUTES  
REGULAR MEETING OF THE BOARD OF DIRECTORS**

Clearlake Oaks County Water District Administration Building  
12952 E. Hwy. 20 Clearlake Oaks, CA 95423 (707) 998-3322

**APRIL 20, 2017**

This meeting will be conducted by Roberts Rule of Order.

Where appropriate or deemed necessary, the Board may take action on any item listed on the agenda, including items listed as information items. Public documents relating to any open session item listed on this agenda that are distributed to all or a majority of the members of the Board of Directors less than 72 hours before the meeting are available for public inspection in the customer service area of the District's Administrative Office at the above address.

The public may address the Board concerning an agenda item either before or during the Board's consideration of that agenda item. The President will call for comments at the appropriate time. Comments will be subject to reasonable time limits of three minutes.

In compliance with the Americans with Disabilities Act, if you have a disability, and you need a disability-related modification or accommodation to participate in this meeting, then please contact Clearlake Oaks County Water District Secretary to the Board at 707-998-3322. Requests must be made as early as possible, and at least one full business day before the start of the meeting.

**AGENDA**

**Call to Order – 4:01 p.m.**

**Pledge of Allegiance**

**Roll Call**

√ Mrs. Margaret Medeiros, President √ Mr. Karl Hosier, Vice President √ Mrs. Judy Heeszal, Director  
√ Mr. Samuel Boucher √ Mr. Stanley Archacki

√ Mr. Alan Gardner – General Manager √ Mr. Jason Mitchell – Operations Manager  
√ Mrs. Dianna Mann - Secretary to the Board

Scott Nave, Counsel to the Board, is on speaker phone

**Public comment on non-agenda items**

This is the opportunity for the public to comment on non-agenda items within the Board's jurisdiction. Comments are limited to three (3) minutes

**Consent Items**

The Board will be asked to approve all Consent Items at one time without discussion. Consent Items are expected to be routine and non-controversial. If any Director, staff, or interested person requests that an item be removed from the Consent Items, it will be considered with the action items.

**1. Staff Written Operational Reports**

- a. Customer Service
- b. Administration/Grants
- c. Water Plant Operator
- d. Operations Manager
- e. General Manager

**2. Financial Reports for review and approval**

- a. March 2017 QB balance sheet and profit & loss statements
- b. Bank account balances and accounts receivable and check register
- c. Employee payroll report
- d. Aged trial balance summary
- e. Vendor aging report, accounts payable breakdown

3. **Minutes of previous meeting for review and approval**

- a. Minutes of Regular Meeting 03-16-17
- b. Minutes of Special Meeting 03-28-17
- c. Minutes of Special Meeting 04-13-17

4. **Bills**

- a. **MC Engineering** Invoice No. 1479, dated 04-03-2017, in the amount of \$97,804.01, for the USDA Wastewater pre-design, design phase
- b. **MC Engineering** Invoice No. 1477, dated 04-03-17, in the amount \$5,943.20, for the Reclamation Study  
**Action Sanitary**
- c. Invoice number 10209, dated 2/20/17, in the amount of \$10,800.00
- d. Invoice number 10210, dated 2/21/17 in the amount of \$15,000.00
- e. Invoice number 10211, dated 2/22/17 in the amount of \$15,000.00
- f. Invoice number 10212, dated 2/23/17 in the amount of \$14,400.00
- g. Invoice number 10213, dated 2/24/17 in the amount of \$15,600.00
- h. Invoice number 10214, dated 2/25/17 in the amount of \$7,400.00  
**HD Excavating**
- i. Invoice number 688, dated 3/2/17, in the amount of \$39,280.75  
**MendoLake Staffing**
- j. Invoice number 1229, dated 3/5/17, in the amount of \$6,107.08
- k. Invoice number 1244, dated 3/12/17, in the amount of \$5,267.28
- l. Invoice number 1260, dated 3/19/17, in the amount of \$4,973.02
- m. Invoice number 1280, dated 3/30/17, in the amount of \$4,841.20
- n. Invoice number 1298, dated 4/6/17, in the amount of \$4,773.28
- o. Invoice number 1316, dated 4/13/17, in the amount of \$4,890.61  
**SHAPE**
- p. Invoice number 122765, dated 3/23/17, in the amount of \$12,237.22

**Action Taken: Motion to accept consent items  
HEESZEL/BOUCHER – M/S/C  
Motion passed unanimously**

5. **Agenda (Old Business)**

- a. Discussion, update and consideration of MC Engineering grant status reports and USDA 99% design completions

**Action Taken: No Action**

- b. Discussion and update of CSA 16 Annexation progress

**Action Taken: No Action**

- c. Discussion and update of sidewalk project

**Action Taken: No Action**

- d. Discussion and update of Storm damage to District

**Action Taken: No Action**



Agenda

4.a.



# MC Engineering, Inc.

6917 Ohana Place  
Orangevale, CA 95662

# Invoice

Date	Invoice #
05/01/2017	1491

### Bill To

Clearlake Oaks Water District  
12545 Highway 20  
Clearlake Oaks, CA 95423

P.O. No.	Terms	Due Date	Account #	Project
	Net 30	05/31/2017		USDA Wastewat...
Description	Qty	Rate	Amount	
Operations Specialist, Doyle Champlain	28	87.55	2,451.40	
Assistant Engineer, Jared P. Nelson	65	97.85	6,360.25	
Project Manager, Mark Carey, PE	40	139.05	5,562.00	
Operations Management Engineer, John Pedri, PE	28.5	139.05	3,962.93	
Project Engineer 2, Richard Relyea	14	97.85	1,369.90	
Engineering Tech	19	56.65	1,076.35	
Engineering Tech, Jose Diaz-Mendez	3	77.25	231.75	
Mark Carey Travel Mileage 182 miles 4/19/17	182	0.54	98.28	
OV Copy Inv 26061 3/2/17		9.94	9.94	
OV Copy Inv 26082 3/8/17		109.04	109.04	
OV Copy Inv 26085 3/8/17		6.22	6.22	
OV Copy Inv# 26138 3/16/17		16.14	16.14	
OV Copy Inv# 26216 3/27/17		34.47	34.47	
OV Copy Inv# 26299 4/4/17		2.48	2.48	
SF Chronicle 4/12/17		164.60	164.60	
AandE Pro Inv 45410 4/12/17		285.68	285.68	
Total Reimbursable Expenses			628.57	

<b>Total</b>	<b>\$21,741.43</b>
<b>Payments/Credits</b>	<b>\$0.00</b>
<b>Balance Due</b>	<b>\$21,741.43</b>

Phone #	Fax #	E-mail
916-223-3828	916-860-1863	markacarey@msn.com

copy

4, b



# MC Engineering, Inc.

6917 Ohana Place  
Orangevale, CA 95662

# Invoice

Date	Invoice #
05/01/2017	1489

**Bill To**


Clearlake Oaks Water District  
12545 Highway 20  
Clearlake Oaks, CA 95423

P.O. No.	Terms	Due Date	Account #	Project
	Net 30	05/31/2017		Reclamation Eval...
Description	Qty	Rate	Amount	
Operations Management Engineer, John Pedri, PE	13	145.00	1,885.00	
Project Manager, Mark Carey, PE	4	150.00	600.00	
Assistant Engineer, Jared P. Nelson	40	95.00	3,800.00	
Administrative Support	1	55.00	55.00	
Stantec inv #1182175 4/7/17		1,748.11	1,748.11	
<b>Total</b>			<b>\$8,088.11</b>	
<b>Payments/Credits</b>			<b>\$0.00</b>	
<b>Balance Due</b>			<b>\$8,088.11</b>	

Phone #	Fax #	E-mail
916-223-3828	916-860-1863	markacarey@msn.com

Pedri

H.C



**MC Engineering, Inc.**

6917 Ohana Place  
Orangevale, CA 95662

**Invoice**

Date	Invoice #
05/01/2017	1492

**Bill To**

Clearlake Oaks Water District  
12545 Highway 20  
Clearlake Oaks, CA 95423

P.O. No.	Terms	Due Date	Account #	Project
	Net 30	05/31/2017		Wastewater Gran...
Description		Qty	Rate	Amount
Operations Management Engineer, John Pedri, PE		49.5	145.00	7,177.50
Engineering Tech, Jose Diaz-Mendez		5	85.00	425.00
<b>Total</b>				<b>\$7,602.50</b>
<b>Payments/Credits</b>				<b>\$0.00</b>
<b>Balance Due</b>				<b>\$7,602.50</b>

Phone #	Fax #	E-mail
916-223-3828	916-860-1863	markacarey@msn.com

HD  
Invoice

HD Excavating  
PO Box 736  
Lower Lake, CA 95457  
License # 985724  
Cell 707-350-3815 Brett Doud

Date	Invoice #
4/20/2017	691

5/3/17  
PAID

<b>Bill To</b>
Clearlake Oaks County Water District P.O. Box 709 Clearlake Oaks, Ca 95423

RECEIVED  
APR 28 2017  
BY: .....

P.O. No.	Terms	Project

Quantity	Description	Rate	Amount
	3/1/2017: Jensen Road Repair	0.00	
8	Skiploader	110.00	880.00
8	Roller	95.00	760.00
8	Dumptruck	95.00	760.00
1	Tool Truck - per day rate	80.00	80.00
8	Transport	125.00	1,000.00
16	2 laborers - 8 hours each	57.00	912.00
	3/2/2017: Jensen Rd Repair	0.00	
8	Skiploader	110.00	880.00
8	Roller	95.00	760.00
8	Dumptruck	95.00	760.00
1	Tool Truck - per day rate	80.00	80.00
8	Transport	125.00	1,000.00
16	2 laborer - 8 hours each	57.00	912.00
1	Jim-n-i Equipment rental for plates and signage during storm/flood	2,269.71	2,269.71
	3/29/2017: Patch paved Keys Blvd - potholes & trucking during LS failure	0.00	
8	Backhoe	110.00	880.00
8	Dumptruck	95.00	760.00
2	Tool Trucks - per day rate	80.00	160.00
32	4 laborers for 8 hrs each	57.00	1,824.00
	3/30/2017: Transfer load to pickup stockpiling Class 2 base rock & fill sand at Wasteplant	0.00	
5	Transfer	110.00	550.00
	3/31/2017: Potholed at Lakeview for location of pipes for bidding project	0.00	
7	Dumptruck	95.00	665.00
7	Backhoe	110.00	770.00
2	Tool Trucks - per day rate	80.00	160.00
28	4 laborers at 7 hours each	57.00	1,596.00
<b>Total</b>			

Flood 10700.2

Flood  
Flood  
Flood

Inventory 715-D/C

lake & Lakeland

Potholing for  
w/c engineering  
L.S. to 820  
CLP's

\$4392

\$4392

\$3624

\$3191

HD Excavating

PO Box 736  
 Lower Lake, CA 95457  
 License # 985724  
 Cell 707-350-3815 Brett Doud

*H.d.1*  
**Invoice**

Date	Invoice #
4/20/2017	691

Bill To
Clearlake Oaks County Water District P.O. Box 709 Clearlake Oaks, Ca 95423

P.O. No.	Terms	Project

Quantity	Description	Rate	Amount
5	4/3/2017: Transfer - picked up cutbacks in Cotati <i>Holdsbury - Inventory</i>	0.00	
	Transfer <i>showview 720-DK</i>	110.00	550.00
4	4/3/2017: Potholed at Blue Heron for pipe locations <i>LS7</i>	95.00	380.00
4	Dumptruck <i>mc Engineering</i>	95.00	380.00
2	Backhoe <i>800 CRPS</i>	80.00	160.00
2	Tool Truck - per day rate	80.00	160.00
16	4 laborers at 4 hours each	57.00	912.00
6	4/3/2017: Water Main Break at Lake Village Estates	95.00	570.00
6	Dumptruck <i>832 CRPW</i>	95.00	570.00
6	Backhoe	95.00	570.00
24	4 laborers at 6 reg. rate hours	57.00	1,368.00
6	4/3/2017: Water Main Break at Lake Village Estates - Extended Hours	142.50	855.00
6	Backhoe	142.50	855.00
6	Dumptruck	142.50	855.00
24	4 laborers at 6 overtime rate hours	85.50	2,052.00
20	4/4/2017: LS7 - Made entry Confined Space - 4 laborers for 5 hours each <i>Insurance Inspection - Flood 1000-2</i>	95.00	1,900.00
8	4/5/2017: Lake Village Estates - leak repair/valve replacement & potholed at Keys Blvd <i>832 CRPW</i>	95.00	760.00
8	LS 8	95.00	760.00
8	Dumptruck	95.00	760.00
8	Backhoe	95.00	760.00
2	Tool Truck - per day rate	80.00	160.00
32	4 laborers at 8 hours each	57.00	1,824.00
6	4/6/2017: Potholed at Keys Blvd <i>mc Engineering 800 CRPS LS9</i>	95.00	570.00
6	LS9	95.00	570.00
6	Dumptruck	95.00	570.00
6	Backhoe	95.00	570.00
2	Tool Trucks - per day rate	80.00	160.00
24	4 laborers at 6 hours each	57.00	1,368.00
<b>Total</b>			\$35,142.71

Lake Village Leak

# THE WORKS, INC.

dba Mendolake Staffing  
PO Box 745, Ukiah, CA 95482

707-467-0117

He

# INVOICE

Customer ID	PO Number
98	

Invoice Date	Invoice Number	WK Ending
04/27/2017	1350	04/23/2017

CLEARLAKE OAKES WATER COUNTY DISTRI  
ATTN: DIANNA MANN  
PO BOX 709  
CLEARLAKE OAKS, CA 95423-

CLEARLAKE OAKES WATER COUNTY DISTRI  
ATTN: DIANNA MANN  
12952 EAST HIGHWAY 20  
CLEARLAKE OAKS, CA 95423-

Reference	Description	Amount
	ABBIE, BRIAN A. R 32.00 \$24.70	\$790.40
	ABBIE, BRIAN A. OT 16.00 \$37.05	\$592.80
	CRUZ, BREANNE M. R 8.00 \$24.70	\$197.60
	CRUZ, BREANNE M. OT 4.00 \$37.05	\$148.20
w/e 4-16-17	CRUZ, BREANNE M. R 32.00 \$24.70	\$790.40
w/e 4-16-17	CRUZ, BREANNE M. OT 15.50 \$37.05	\$574.28
	FORTIN, ROBERT C. R 40.00 \$24.70	\$988.00
	FORTIN, ROBERT C. OT 18.00 \$37.05	\$666.90
	THURSTON, JOSETTE A. R 32.00 \$24.70	\$790.40
	THURSTON, JOSETTE A. OT 16.00 \$37.05	\$592.80
	THURSTON, JOSETTE A. DT 2.00 \$49.40	\$98.80
Page 1 of 1		\$6,230.58

*Please return this portion with your payment. Disregard this notice if payment has been made.*

TERMS: Due upon receipt. Pay this amount within 10 days or a 10.00% charge will be added to your account.

Customer ID	PO Number
98	

Invoice Date	Invoice Number	WK Ending
04/27/2017	1350	04/23/2017

**REMIT TO:**  
THE WORKS INC / MLS  
LSQ Funding Group, L.C.  
PO Box 743451  
Los Angeles, CA 90074-3451

<b>INVOICE TOTAL</b>	\$6,230.58
----------------------	------------



INVOICE  
SEND ALL PAYMENTS TO:

SUNBELT RENTALS, INC.  
PO BOX 409211  
ATLANTA, GA 30384-9211

4.7

INVOICE NO.	66843606-001
ACCOUNT NO.	668397
INVOICE DATE	3/07/17
PAGE	1 of 2

INVOICE TO

1oz - 1118 - 1368

CLEARLAKE OAKS COUNTY WATER DI  
PO BOX 709  
CLEARLAKE OAKS CA 95423-0709



JOB ADDRESS

LIFT STATION  
579 KEYS BLVD  
CLEARLAKE OAKS, CA 95423

707-998-3322

RECEIVED BY	CONTRACT NO.
MITCHELL, JASON	66843606
PURCHASE ORDER NO.	
JOB NO	1 - LIFT STATION
BRANCH	SACRAMENTO PUMP & POWER PC216 4635 POWER INN ROAD SACRAMENTO, CA 95826 916-210-8282

QTY	EQUIPMENT #	Min	Day	Week	4 Week	Amount
1	10" DIESEL SELF-PRIMING SILENT PUMP 676439 Make: PIONEER Model: SAPP88S12L7140 Ser #: PKG1988 HR OUT: 1038.700 HR IN: TOTAL: 1038.700 ***TRIPLE SHIFT RATES***	920.00	920.00	3330.00	7690.00	7690.00
2	8" X 3' BAUER PIPE	5.00	5.00	12.00	37.00	74.00
2	8" X 6' BAUER PIPE	7.00	7.00	18.00	55.00	110.00
1	8" 45 DEGREE BEND	8.00	8.00	24.00	50.00	50.00
1	8" 45 DEGREE BEND Billed from 2/13/17 thru 3/12/17	16.00	16.00	47.00	165.00	165.00
4	8" 90 DEGREE BEND	8.00	8.00	24.00	50.00	200.00
1	8" X 6" REDUCER BAUER	8.00	8.00	24.00	50.00	50.00
2	8" BAUER BALL X FLANGE	8.00	8.00	24.00	50.00	100.00
2	8" BAUER SOCKET X FLANGE	8.00	8.00	24.00	50.00	100.00
1	8" BAUER SOCKET X 10" FLANGE	8.00	8.00	24.00	55.00	55.00
1	8" X 10' SUCTION HOSE	22.00	22.00	56.00	170.00	170.00
1	8" X 20' SUCTION HOSE	47.00	47.00	115.00	310.00	310.00
1	8" STRAINER	8.00	8.00	24.00	50.00	50.00
1	8X10 WILCOX HOSE	45.00	45.00	105.00	310.00	310.00
	Rental Sub-total:					9434.00

Continued on Next Page

Equipment. Service. Guaranteed.

REMIT TO:

SUNBELT RENTALS, INC.  
PO BOX 409211  
ATLANTA, GA 30384-9211

NET DUE UPON RECEIPT

Invoices not paid within 30 days may be subject  
to a 1-1/2% per month charge.

SUBTOTAL	
SALES TAX	
INVOICE TOTAL	

SEE LAST PAGE

**INVOICE**  
 SEND ALL PAYMENTS TO:  
 SUNBELT RENTALS, INC.  
 PO BOX 409211  
 ATLANTA, GA 30384-9211



4 f. 1

INVOICE NO.	66843606-001
ACCOUNT NO.	668397
INVOICE DATE	3/07/17
PAGE	2 of 2

INVOICE TO

10z - 1118 - 1369  
 CLEARLAKE OAKS COUNTY WATER DISTRICT  
 PO BOX 709  
 CLEARLAKE OAKS CA 95423-0709

JOB ADDRESS

LIFT STATION  
 579 KEYS BLVD  
 CLEARLAKE OAKS, CA 95423  
  
 707-998-3322

RECEIVED BY	CONTRACT NO.
MITCHELL, JASON	66843606
PURCHASE ORDER NO.	
JOB NO.	
1 - LIFT STATION	
BRANCH	
SACRAMENTO PUMP & POWER PC216 4635 POWER INN ROAD SACRAMENTO, CA 95826 916-210-8282	

QTY	EQUIPMENT #	Min	Day	Week	4 Week	Amount
-----	-------------	-----	-----	------	--------	--------

SALES ITEMS:

Qty	Item number	Unit	Price	Amount
1	AFTERHOURS-P&P 2361XXX000 EMERG. RESPONSE OPENING CHARG	EA	250.000	250.00

SALES ITEMS:

Qty	Item number	Unit	Price	Amount
1	NOTES NOTES 6" FLANGE BY SOCKET 6" BOLT & GASKET KIT **MONTHLY COST**	EA	40.000	40.00
8	E&DLABOR-P&P 2218XXX050	EA	95.000	760.00
1	DLPKSRCHG TRANSPORTATION SURCHARGE	EA	195.000	195.00
1	ENVIRONMENTAL ENVIRONMENTAL DELIVERY CHARGE PICKUP CHARGE	EA	192.250	192.25 1450.00 500.00

PAYMENT HISTORY

DATE	TYPE	REF #	AUTH #	TRANS_TYPE	AMOUNT	APPLIED
02/12/17	Pay On Return					

**ENTERED**  
 3/15/17

Equipment. Service. Guaranteed.

EMIT TO:

SUNBELT RENTALS, INC.  
 PO BOX 409211  
 ATLANTA, GA 30384-9211

NET DUE UPON RECEIPT

Invoices not paid within 30 days may be subject to a 1-1/2% per month charge.

SUBTOTAL	12,821.25
SALES TAX	838.25
<b>INVOICE TOTAL</b>	<b>13,659.50</b>

Lamm



SEND ALL PAYMENTS TO:

SUNBELT RENTALS, INC.  
PO BOX 409211  
ATLANTA, GA 30384-9211

4.9

INVOICE NO.	66843606-005
ACCOUNT NO.	668397
INVOICE DATE	4/03/17

INVOICE TO

1oz - 1565 - 2029



CLEARLAKE OAKS COUNTY WATER DI  
PO BOX 709  
CLEARLAKE OAKS CA 95423-0709



JOB ADDRESS

LIFT STATION  
579 KEYS BLVD  
CLEARLAKE OAKS, CA 95423

707-998-3322

RECEIVED BY	CONTRACT NO.
MITCHELL, JASON	66843606
PURCHASE ORDER NO.	
JOB NO.	
BRANCH	1 - LIFT STATION
SACRAMENTO PUMP & POWER PC216 4635 POWER INN ROAD SACRAMENTO, CA 95826 916-210-8282	

QTY	EQUIPMENT #	Min	Day	Week	4 Week	Amount
1	6" DIESEL SELF-PRIMING SILENT TRASH PUM 948623 Make: PIONEER Model: SAPP66S12L71404 Ser #: PKG3157 HR OUT: 207.900 HR IN: TOTAL: 207.900 ***TRIPLE SHIFT RATES***	750.00	750.00	2600.00	5800.00	5800.00
1	6" 90 DEGREE BEND Billed from 3/21/17 thru 4/09/17	6.00	6.00	6.00	18.00	18.00
1	8" X 6" REDUCER BAUER	8.00	8.00	24.00	50.00	50.00
1	6" BAUER BALL X FLANGE	6.00	6.00	6.00	18.00	18.00
1	6" BAUER SOCKET X FLANGE	6.00	6.00	6.00	18.00	18.00
1	8" X 20' SUCTION HOSE	47.00	47.00	115.00	310.00	310.00
1	8" STRAINER	8.00	8.00	24.00	50.00	50.00
1	6" X 20 SUCTION TANK HOSE	22.00	22.00	56.00	170.00	168.00
	Rental Sub-total:					6432.00

ENTERED  
4/11/17

RECEIVED  
APR 10 2017

BY: *[Signature]*

SALES ITEMS:

Qty	Item number	Unit	Price	Amount
1	ENVIRONMENTAL ENVIRONMENTAL	EA	145.000	145.00

PAYMENT HISTORY

DATE	TYPE
02/12/17	Pay On Return

REF\_# AUTH\_# TRANS\_TYPE AMOUNT APPLIED

Day	We	Amount
		1000.2

Equipment. Service. Guaranteed.

EMIT TO:

SUNBELT RENTALS, INC.  
PO BOX 409211  
ATLANTA, GA 30384-9211

NET DUE UPON RECEIPT

Invoices not paid within 30 days may be subject to a 1-1/2% per month charge.

SUBTOTAL	6,577.00
SALES TAX	476.86
INVOICE TOTAL	7,053.86

4 WEEK BILL

SEND ALL PAYMENTS TO:

SUNBELT RENTALS, INC.  
PO BOX 409211  
ATLANTA, GA 30384-9211



INVOICE NO.	66843606-006
ACCOUNT NO.	668397
INVOICE DATE	5/01/17

1 of 1

INVOICE TO

10z - 1361 - 1660  
CLEARLAKE OAKS COUNTY WATER DI  
PO BOX 709  
CLEARLAKE OAKS CA 95423-0709

JOB ADDRESS

LIFT STATION  
579 KEYS BLVD  
CLEARLAKE OAKS, CA 95423  
707-998-3322

RECEIVED BY: MITCHELL, JASON  
CONTRACT NO: 66843606  
PURCHASE OR LEASE:  
JOB NO: 1 - LIFT STATION  
BRANCH: SACRAMENTO PUMP & POWER PC216  
4635 POWER INN ROAD  
SACRAMENTO, CA 95826  
916-210-8282

QTY	EQUIPMENT #	Min	Day	Week	4 week	Amount
1	6" DIESEL SELF-PRIMING SILENT TRASH PUMP 750.00 948623 Make: PIONEER Model: SAPP66S12L71404 Ser #: PKG3157 HR OUT: 207.900 HR IN: TOTAL: 207.900 ***TRIPLE SHIFT RATES***	750.00	750.00	2600.00	5800.00	5800.00
1	6" 90 DEGREE BEND	6.00	6.00	6.00	18.00	18.00
1	8" X 6" REDUCER BAUER	8.00	8.00	24.00	50.00	50.00
1	6" BAUER BALL X FLANGE	6.00	6.00	6.00	18.00	18.00
1	6" BAUER SOCKET X FLANGE	6.00	6.00	6.00	18.00	18.00
1	8" X 20' SUCTION HOSE	47.00	47.00	115.00	310.00	310.00
1	8" STRAINER	8.00	8.00	24.00	50.00	50.00
1	6" X 20 SUCTION TANK HOSE	22.00	22.00	56.00	170.00	170.00
Rental Sub-total:						6434.00

SALES ITEMS:

Qty	Item number	Unit	Price	Amount
1	ENVIRONMENTAL ENVIRONMENTAL	EA	145.000	145.00

PAYMENT HISTORY

DATE	TYPE	REF_#	AUTH_#	TRANS_TYPE	AMOUNT	APPLIED
2/12/17	Pay On Return					

QTY	EQUIPMENT #	Min	Day	Week	4 Week	Amount
-----	-------------	-----	-----	------	--------	--------

BILLED FOR FOUR WEEKS 4/09/17 THRU 5/06/17.

ENTERED  
5/9/17

*Good  
1000.2*

RECEIVED  
MAY 09 2017

BY: .....

Equipment Service Guaranteed.

REMIT TO:

SUNBELT RENTALS, INC.  
PO BOX 409211  
ATLANTA, GA 30384-9211

NET DUE UPON RECEIPT

Invoices not paid within 30 days may be subject to a 1-1/2% per month charge.

SUBTOTAL	6,579.00
SALES TAX	477.01
INVOICE TOTAL	7,056.01

4 WEEK BILL

b.a

# CLEARLAKE OAKS COUNTY WATER DISTRICT

## RESOLUTION NO. 17-06

### CAPITAL EXPANSION FEES

**WHEREAS**, the Board of Directors of Clearlake Oaks County Water District has reviewed the basis for the changes to Capital Expansion Fees in Resolution 14-02 by Resolution No. 15-07, and determined that the fees in Resolution 14-02 were appropriate as adjusted herein. All listed fees herein are to go into effect immediately; and

**WHEREAS**, all new service requests made after the date of adoption and not previously paid are subject to the herein modifications. All new service upgrades are subject to the cost difference of the current size to the upgraded size; and

**WHEREAS**, each purchased service connection is specific to one (1) individual dwelling or unit and accessory structures identified by the District and defined herein; and

**WHEREAS**, the Capital Expansion Fee does not include the cost of service installation. Customer will be required to extend services at their cost, to the furthest corner of property or as designated by the District, and

**WHEREAS**, if customer is required by the District to extend a main or service line beyond their personal property for future expansion purposes, said customer is to be guaranteed a payback not to exceed exact costs of original project, for any properties that connect within the extended expansion area for a period of up to five (5) years from the date of project completion; and

**WHEREAS**, all Capital Expansion Fees and costs of service installation are to be paid in full prior to construction. All associated fees are subject to change at any time; and

**WHEREAS**, customer has one (1) year after funds are submitted to install services(s). If service(s) are not initiated within one (1) year, the District shall refund all funds paid, excluding the administrative fee. Once connected said customer is required to retain active status for a minimum of 24 consecutive months; and

**NOW, THEREFORE, BE IT RESOLVED**, by the Clearlake Oaks County Water District Board of Directors hereby rescinds, repeals and revokes Resolution No. 15-07 Capital Expansion and Service Connection Fees along with all authorizations empowered by the adoption and enactment of said resolution and all other resolutions, or parts of resolutions, in conflict herewith are, to the extent of such conflict, hereby repealed.

6.0.1

**THE ABOVE RESOLUTION** is hereby passed and adopted by the Board of Directors of the Clearlake Oaks County Water District at a regular meeting thereof held on the 18<sup>th</sup> day of May, 2017 by the following vote:

**AYES:**

**NOES:**

**ABSENT:**

**ABSTENTIONS:**

CLEARLAKE OAKS COUNTY WATER DISTRICT

By: \_\_\_\_\_  
Margaret Medeiros, President

Attest: \_\_\_\_\_  
Dianna Mann, Board Secretary

6.0.2

## Water Service Capital Expansion Fees-- 2017 Resolution 17-06

Meter Size	GPM	Connection Fee
5/8" x 3/4"	20	\$5,000
3/4"	30	\$7,000
1"	50	\$10,000
1 1/2"	100	\$20,000
2"	160	\$27,000
3"	300	\$50,000
4"	500	\$85,000
6"	1000	\$140,000
Service Inspection Fee:		\$96
Administrative Fee:		\$300
Main Tap Fee, if applicable:		\$250
Cost of meter is included in Connection Fee		

All new connections or upgrades are required to have a completed Capital Expansion Fee quote on file as well all costs associated with service connection must be paid in full prior to construction.

## Sewer Service Capital Expansion Fees-- 2017 Resolution 17-06

Residential (single family dwelling) \$10,000

Commercial (per unit up to 1,500 Sq. Ft.) \$12,000

Commercial buildings shall be charged an additional fee of one dollar and fifty cents (\$1.50) per square foot over 1,500 square feet.

Capital Improvement Fees for mobile home parks, approved subdivisions, or any other type of development shall be charged on a per mobile home or unit basis at the same fee as for a single family dwelling.

Service inspection Fee: \$96

Administrative Fee \$300

Main tap fee (if applicable) \$250

All new connections or upgrades are required to have a completed Capital Expansion Fee quote on file as well all costs associated with service connection must be paid in full prior to construction.

6.a.4

May 10, 2017

## HISTORY, DISCUSSION AND JUSTIFICATION CONCERNING CAPITAL EXPANSION FEES

The District's Balance Sheet for July 2016 listed total assets at \$7,634,084.83. This amount is updated once a year.

This total represents the value that existing ratepayers, or their successors on the same property, have paid into funding the District over time per water or sewer connection. Said another way, the \$7.6 million represents the total financial investment into the District by past or current ratepayers on the same property.

### Reasons for a Capital Expansion Fee.

One main reason for a Capital Expansion Fee (CEF) is that a new water or sewer connection is joining that existing \$7.6 million asset base, and should pay a fair share to join rather than getting a free or reduced access to the total facilities that others have paid to establish. This "fair share" reason should carry great weight in this low and fixed income community.

The other main reason for the CEF is that each new connection requires the District guarantee additional system capacity, whether water or sewer. This capacity includes all aspects of both the water and sewer systems. Long term residents of the Oaks should remember the moratoriums on new construction because the District lacked the means to expand. Each new expansion was ultimately paid by each existing and new connection.

The part of the CEF for maintaining or expanding water and sewer capacity is not satisfied or reduced by the 100% grants for some of the rehabilitation needed. After this free money, there remains much to be done stretching out over at least 10 years and that is part of what the CEF helps pay for, the future.

The Board's action in Resolution 15-07 reducing the CEFs embodied in Resolution 14-02, as discussed below, to \$1500 for sewer and \$1,000 for water meant that any new connection received a benefit, but did not contribute to what past and existing customers paid to create that benefit, or provide a contribution to the future cost the new connection would require.

The 2015 reductions were and are not fair to all those who have paid to create the water and sewer systems. Additionally, the 2015 reductions would require almost 9 years of monthly sewer rates just to break even with what was lost from lowering the CEFs. The reduction in water CEFs, depending on meter size, would take from 5 to almost 400 years of monthly rates to just break even.

### District history before Resolution 15-07 reducing CEFs.

The CEFs that Resolution 15-07 reduced were established in Resolution 14-02. Copies of Resolution 15-07 and Resolution 14-02 are attached.

**Sewer.** Resolution 15-07 reduced sewer CEFs in Resolution 14-02 to \$1,500 plus a \$96 inspection fee. Residential CEF had been \$6,000. Commercial CEF (per unit up to 1500 sq. ft.) had been \$8,000. Both went to \$1,500.

Commercial buildings had also been charged \$1.50 per sq. ft. over 1500 sq. ft.

CEFs for mobile home parks, approved subdivisions, or any other type of development had been charged per mobile home or unit basis at the same fee as for single a family dwelling.

**Water.** Resolution 15-07 reduced water CEFs in Resolution 14-02 to \$1,000 per connection. CEFs had ranged from \$3,673 for a 3/8" and 3/4" at 20 GPM up to \$183,650 for a 6" at 1000GPM.

To better understand the impact on the water system, a 6" service that has to deliver 1000 GPM is one half of the total readiness that the Fire Departments want as standard GPM availability throughout the Oaks downtown on the Highway.

Statements made by Board members and others since Resolution 15-07 passed that the prior CEFs had been \$15,000 for sewer and \$10,000 for water are not supported by District records.

**Discussion.**

Staff has made a comparison on the Capital Expansion Fees on nearby facilities and provides the following information.

The LOCOSAN REGIONAL WATER AND SEWER SYSTEMS are a reasonable basis for comparison how CEFs are set.

**Sewer.**

The LOCOSAN SEWER SYSTEM's current CEF for a single family dwelling (SFD) is \$9,185.73. In multiunit developments LOCOSAN charges a SFD equivalent of 210 gallons a day per unit.

The current CEF per SFD was in the upper middle level of seven systems ranging from \$6,000 to \$12,788 based on a 2008 comparison. The 2008 comparison included the District which at that point charged a uniform \$6,000 for its sewer CEF.

The LOCOSAN CEF was reviewed in 2011, was not raised, and has not been updated since then. LOCOSAN notes that the CEF wasn't taken as high as recommended in 2011 due to the "severely distressed" economic conditions and housing market. LOCOSAN stated the CEF:

"is the minimum that we can charge without allowing new developments from taking unfair advantage of existing customers or placing a burden on existing infrastructure that would need to be financed by existing customers."

**Water.**

The LOCOSAN's North Lakeport Water current CEF for a SFD is \$10,675.97. The fee is the highest of seven systems that did not include the District in the analysis. In noting that the CEF was higher than in some other areas or districts, LOCOSAN stated that:

"Because of the considerable financial investment current customers have contributed, fees for new customers to buy into the system are higher than may be in other areas. To reduce these fees would be a disservice to all existing customers that have already paid considerable amounts to develop and maintain this system."

LOCOSAN also noted that the CEF was not raised as high as recommended in 2011 because of the economic and housing climate facing the area at that time.

Note that the CEF is similar to the residential one charged by Buckingham, which was not in the study.

**Staff Recommendation.**

The economic conditions that resulted in LOCOSAN keeping CEFs lower than it believed justified and appropriate have been resolved. In fact, the housing market in the Oaks is now vibrant, and local real estate personnel have stated they are actively seeking homes to satisfy the demand.

**Sewer.**

The LOCOSAN CEF of \$9,185.73 was based on 2008 comparisons and was not raised in 2011 due to economic conditions. Staff recommends:

1. A residential CEF of \$10,000 per single family residential dwelling.
2. A base commercial CEF of \$12,000 per unit up to 1500 Sq. Ft. A commercial building over 1500 Sq. Ft. shall be charged an additional \$1.50 per Sq. Ft.
3. Mobile home parks, approved subdivisions, or any other type of development shall be charged per mobile home or unit basis at the same CEF as for a single family residential dwelling.
4. Main tap fee, if applicable, of \$250.
5. The service inspection fee of \$96.
6. The administrative fee of \$300.

These recommendations have higher base rates that recognize both past investment and the results of the I & I studies that demonstrate how much will remain to be done by the District after the current projects' repairs and upgrades are completed. The recommendations are otherwise consistent with past policy concerning how commercial, mobile home parks, subdivisions and multi-units have been charged.

**WATER.**

There shall be one water connection for each property, except where there are individual water services and individual customers for each individual building on that property.

The LOCOSAN CEF of \$10,675.97 per single family residential dwelling is also consistent with the current Buckingham CEF.

However, this method of determining a CEF doesn't really fit the Oaks or take into account future costs of essentially a guaranteed service level by meter size installed. Going back to the CEFs in Resolution 14-02, which were based on the customer's ability to receive Gallons Per Minute, (GPM), more appropriately recognizes future facility demand.

The following CEFs are based on the Resolution 14-02 CEFs; copy attached, but also includes an element recognizing the "buy in" to the existing system paid for by past and current ratepayers. CEFs for meter sizes 1-4 are slightly higher than Resolution 14-02 to provide recognition for the "buy in" for residential and small business. CEFs for meter sizes 5-8 have been reduced from \$2,384 to \$43,650 respectively to encourage larger development while still recognizing the reasons for the fees.

Staff recommends:

- |                           |         |          |
|---------------------------|---------|----------|
| 1. Meter size 5/8" x 3/4" | 20 GPM  | \$5,000  |
| 2. Meter size 3/4"        | 30 GPM  | \$7,000  |
| 3. Meter size 1"          | 50 GPM  | \$10,500 |
| 4. Meter size 1 1/2"      | 100 GPM | \$20,000 |
| 5. Meter size 2"          | 160 GPM | \$27,000 |

6.9.17

6. Meter size 3"                    300 GPM     \$50,000
7. Meter size 4"                    500 GPM     \$85,000
8. Meter size 6"                    1000 GPM    \$140,000
9. Main tap fee, if applicable, of \$250.
10. The service inspection fee of \$96.
11. The administrative fee of \$300.

The District has consistently required that all Capital Expansion Fees must have a completed quote on file as well as payment in full for all costs associated with the service connection prior to construction.

**Conclusion**

The District's prior water Capital Expansion Fees in Resolution 14-02 essentially reflected all of the contributions, bonds and investments paid by past and current ratepayers. The sewer CEFs in Resolution 14-02 maintained long standing fees for residential customers, and had only been slightly changed from long standing CEFs for commercial customers. Neither sewer CEF had the appropriate recognition of past and future needs that were present in the water CEFs.

The revised CEFs in Resolution 15-07 are not fair to current ratepayers because they allow new customers to avoid buying into the existing water and sewer systems and providing funds for necessary maintenance and additions to each system.

Staff recommends adoption of Resolution 17-06 which essentially restores Resolution 14-2.



Alan Gardner, General Manager.

**Attached:**

- Draft Resolution 17-06
- Signed Resolution 15-07
- Signed Resolution 14-02

6.A.8

# CLEARLAKE OAKS COUNTY WATER DISTRICT

## RESOLUTION NO. 15-07

### CAPITAL EXPANSION FEES

**WHEREAS**, the Board of Directors of Clearlake Oaks County Water District accepts all modifications to Capital Expansion Fees as provided herein. All listed fees are to go into effect with the July 2015 billing period; and

**WHEREAS**, all new service requests made after said date of adoption are subject to the herein modifications. All new service upgrades are subject to the cost difference of current size to upgraded size; and

**WHEREAS**, each purchased service connection is specific to one (1) individual dwelling and accessory structures identified by the District.

**NOW, THEREFORE, BE IT RESOLVED**, by the Clearlake Oaks County Water District Board of Directors hereby rescinds, repeals and revokes Resolution No. 14-02 Expansion and Service Connection Fees along with all authorizations empowered by the adoption and enactment of said resolution and all other resolutions, or parts of resolutions, in conflict herewith are, to the extent of such conflict, hereby repealed.

**THE ABOVE RESOLUTION** is hereby passed and adopted by the Board of Directors of the Clearlake Oaks County Water District at a regular meeting thereof held on the 20<sup>th</sup> day of August, 2015 by the following vote:

**AYES:** Hudson / Kuehn / Barron / Kiser  
**NOES:** none  
**ABSENT:** Heeszel  
**ABSTENTIONS:** none

CLEARLAKE OAKS COUNTY WATER DISTRICT



By: Iris R. Hudson  
Iris R. Hudson, President

Attest: Richard Kuehn  
Richard Kuehn, Vice President

6.0.9

---

---

## Sewer Capital Expansion Fees

---

---

All Capital Expansion Fees are to be paid in full prior to construction. All associated fees are subject to change at any time.

<u>Per Dwelling:</u>	\$1,500
<u>Service Inspection Fee:</u>	\$96
<u>Administrative Fee:</u>	\$300

Capital Improvement Fees for approved development shall be charged on a per dwelling or unit basis. This fee does not include the cost of service installation. Customer will be required to extend services at their cost, to the furthest corner of property or as designated by the District.

Customer has one (1) year after funds are submitted to install service(s). If service(s) are not initiated within one (1) year, the District shall refund all funds paid, excluding administrative fee. Once connected said customer is required to retain active status for a minimum of 24 consecutive months.

If customer is required by the District to extend a main or service line beyond their personal property for future expansion purposes, said customer is to be guaranteed a payback not to exceed exact costs of original project, for any properties that connect within the extended expansion area for a period of up to five (5) years from the date of project completion.

**All new connections are required to have an official Capital Expansion quote on file and all costs associated with service connection must be paid in full prior to construction.**

6.9.10

---

---

## Water Capital Expansion Fees

---

---

All Capital Expansion Fees are to be paid in full prior to construction. All associated fees are subject to change at any time.

<u>Per Dwelling:</u>	\$1,000
<u>Service Inspection Fee:</u>	\$96
<u>Administrative Fee:</u>	\$300

Capital Improvement Fees for approved development shall be charged on a per dwelling or unit basis. This fee does not include the cost of service installation. Customer will be required to extend services at their cost, to the furthest corner of property or as designated by the District.

Customer has one (1) year after funds are submitted to install service(s). If service(s) are not initiated within one (1) year, the District shall refund all funds paid, excluding administrative fee. Once connected said customer is required to retain active status for a minimum of 24 consecutive months.

If customer is required by the District to extend a main or service line beyond their personal property for future expansion purposes, said customer is to be guaranteed a payback not to exceed exact costs of original project, for any properties that connect within the extended expansion area for a period of up to five (5) years from the date of project completion.

**All new connections are required to have an official Capital Expansion quote on file and all costs associated with service connection must be paid in full prior to construction.**

6.a.11

# CLEARLAKE OAKS COUNTY WATER DISTRICT

## RESOLUTION NO. 14-02

### EXPANSION AND SERVICE CONNECTION FEES

**WHEREAS**, the Board of Directors of Clearlake Oaks County Water District accepts all modifications to Expansion and Service Connection Fees as provided herein. All listed fees are to go into effect immediately upon adoption. Exclusions apply to any service upgrades on existing service connections within 30 days of the adoption of this Resolution; and

**WHEREAS**, all new service requests made after said date of adoption are subject to the herein modifications. All new service upgrades are subject to the cost difference of current size to upgraded size; and

**WHEREAS**, each purchased service connection is specific to one (1) individual parcel number identified by the District.

**THE ABOVE RESOLUTION** is hereby passed and adopted by the Board of Directors of the Clearlake Oaks County Water District at a regular meeting thereof held on the 3rd day of February, 2014 by the following vote:

**AYES:** Hudson / Heeszel / Kiser

**NOES:** None

**ABSENT:** Barron

**ABSTENTIONS:** None

CLEARLAKE OAKS COUNTY WATER DISTRICT



By: Iris R. Hudson  
Iris R. Hudson, President

Attest: Judy Heeszel  
Judy Heeszel, Vice President

6.0.12

---

---

## Water Service Capital Expansion Fees

---

---

Meter Size	GPM	Connection Fee
5/8" x 3/4"	20	\$3,673
3/4"	30	\$5,510
1"	50	\$9,182
1 1/2"	100	\$18,365
2"	160	\$29,384
3"	300	\$55,095
4"	500	\$91,825
6"	1000	\$183,650
Service Inspection Fee:		\$96

**All new connections are required to have an official Capital Expansion Fee quote on file as well as all costs associated with service connection must be paid in full prior to construction.**

6.0.13

---

---

**Sewer Service Capital Expansion Fees**

---

---

Residential	\$6,000
Commercial (per unit up to 1,500 Sq. Ft.)	\$8,000

Commercial buildings shall be charged an additional fee of one dollar and fifty cents (\$1.50) per square foot over 1,500 square feet. Capital Improvement Fees for mobile home parks and approved subdivisions or any other type of development shall be charged on a per mobile home or unit basis at the same fee as for single family dwelling.

Service inspection Fee: \$96

**All new connections are required to have an official quote on file as well all costs associated with service connection must be paid in full prior to construction.**

6.b

# CLEARLAKE OAKS COUNTY WATER DISTRICT

## RESOLUTION NO. 17-07

**A RESOLUTION BY THE BOARD OF DIRECTORS OF  
CLEARLAKE OAKS COUNTY WATER DISTRICT TO APPROVE THE  
CONSULTANT SERVICE AGREEMENT WITH MC ENGINEERING TO  
PREPARE A PRE-DESIGN REPORT FOR LIFT STATION NO. 7 FORCE-MAIN  
AND PIPELINE REHABILITATION FOR THE WASTEWATER  
REHABILITATION AND INFRASTRUCTURE PROJECT AND SUBMIT  
APPLICATION FOR PROJECT DESIGN GRANT  
(SWRCB PROJECT NO. C-01-8056-10)**

**Whereas**, in 2016, the Clearlake Oaks County Water District (District) completed the \$499,000 grant funded Inflow and Infiltration Analysis and Mapping Program, and

**Whereas**, the recommended projects that were identified within the Inflow and Infiltration Analysis Project Report included inflow and infiltration pipeline rehabilitation, upgrades to Lift Station No. 2, new Lift Station No. 7, and the construction of a new gravity sewer for portions of the Big Oaks Shopping Center, and

**Whereas**, the combined project cost(s) for the improvements were estimated at \$ 3,313,601 and included a SWRCB loan and grant of 25% and a 75%, respectively, and

**Whereas**, the SWRCB changed its eligibility requirements in 2016 for grant funding and the District, as an extreme disadvantaged community, is now eligible for 100% grant funding with a maximum grant amount of \$ 6,000,000, and

**Whereas**, on April 13, 2017, the Board Approved Resolution 17-04, authorizing the General Manager to enter into an agreement with MC Engineering to modify the Inflow and Infiltration Analysis Project Report for SWRCB Wastewater Rehabilitation and Infrastructure Project to include additional project(s), and

**Whereas**, MC Engineering is modifying the cost estimates for the above mentioned SWRCB project, including preparation of modifications to the MND (Environmental) and the design and construction grant application, and

**Whereas**, these improvements and cost estimates include additional inflow and infiltration rehabilitation projects, installation of a new force-main from Lift Station No. 7 to the WWTP, and improvements to the secondary effluent pump station improvements (CEPS), and

**Whereas**, the need and urgency exist to construct a new parallel 12-inch force-main and bore from Lift Station No. 7 to the WWTP prior to the 2017-18 wet-weather period, and

6.b.1

**Whereas**, the SWRCB confirmed that the pre-design and design costs expended prior to the Award of the Design and Construction Grant are deemed eligible for reimbursement, and

**Whereas**, MC Engineering has prepared a cost estimate for completing a pre-design report (20%), including surveying and preliminary design drawings for the force-main (3397 LF) and bore (860 LF), and

**NOW THEREFORE BE IT RESOLVED**, that the attached contract between the District and MC Engineering be hereby approved as per the attached Scope of Work and Compensation in the amount of \$75,000. All work to be performed will include and is not limited to:

1. Initial field review and hydraulic evaluation, geotechnical, surveying, permitting, technical memo, and coordination with agencies.
2. Preparation of 20% plans and specifications, perform rod and camera testing in certain sections of the collection system and develop a final detailed pipeline rehabilitation schedule.

**THE ABOVE RESOLUTION** is hereby passed and adopted by the Board of Directors of the Clearlake Oaks County Water District at a special meeting held on the 18th day of May 2017, by the following vote:

**AYES:**

**NOES:**

**ABSTAIN:**

**ABSENT:**

CLEARLAKE OAKS COUNTY WATER DISTRICT

By: \_\_\_\_\_  
Margaret Medeiros, President

Attest: \_\_\_\_\_  
Dianna Mann, Board Secretary

6.e

**Clearlake Oaks Co Water District  
PROJECTED BUDGET 2017-2018**

0

Target % > 0%

Thru End of Summary	<u>WATER</u>				<u>SEWER</u>			
	Budget		Actual YTD		Budget		Actual YTD	
	Annual	YTD	Amount	%	Annual	YTD	Amount	%
<b>Total Operating Revenue</b>	1,134,732	-	-	0%	998,247	-	-	0%
<b>Total Operating Expenses</b>	967,954	-	-	0%	1,016,501	-	-	0%
<b>Operating Balance (loss)</b>	<b>166,778</b>	-	-		<b>(18,254)</b>	-	-	
420 Connection Rev								
450 Other - Non S/W Rev	96,000	-	-	0%	85,000	-	-	0%
Depreciation Exp	164,168	-	-	0%	105,786	-	-	0%
<b>Net Change In Net Position (loss)</b>	<b>98,610</b>	-	-		<b>(39,040)</b>	-	-	

**Current Revenue Notes:**

WestAmer Op	\$	-
WestAmer CRP		-
LAIF		-
<b>Total</b>	<b>\$</b>	<b>-</b>

**Past Revenue Notes**

Thru End of Operating Revenue	<u>WATER</u>				<u>SEWER</u>			
	Budget		Actual YTD		Budget		Actual YTD	
	Annual	YTD	Amount	%	Annual	YTD	Amount	%
410 Client Reg Pmt	1,104,732	-	-	0%	984,747	-	-	0%
430 Penalty & Interest	30,000	-	-	0%	13,500	-	-	0%
440 Misc	0	-	-	0%	0	-	-	0%
<b>Total Revenue &gt;</b>	<b>1,134,732</b>	-	-	<b>0%</b>	<b>998,247</b>	-	-	<b>0%</b>

Thru End of Operating Expenses	Budget		Actual YTD	%	Actual YTD	%
	Annual	YTD				
505 Salaries & Wages	355,715	-	-	0%	362,370	0%
510 Contracted Labor	-	-	-	0%	12,000	0%
520 FICA - District Share	29,584	-	-	0%	29,875	0%
530 Medical Ins - District Share	73,068	-	-	0%	113,120	0%
540 PERS - District Share	55,312	-	-	0%	45,250	0%
550 Unemployment	9,000	-	-	0%	9,000	0%
560 Workers Comp Ins	15,040	-	-	0%	12,210	0%

Salaries and Employee Benefits > 537,719 - - 0% 583,826 - - 0%

605 Advertising	200	-	-	0%	200	-	-	0%
610 Bank Fees	2,810	-	-	0%	2,800	-	-	0%
620 Communications & Internet	10,000	-	-	0%	9,500	-	-	0%
622 Board Exp	10,000	-	-	0%	10,000	-	-	0%
625 Equip - Field (\$300-\$4999)	1,250	-	-	0%	2,750	-	-	0%
630 Equip - Office	3,000	-	-	0%	3,500	-	-	0%
640 Fuel & Oil	8,000	-	-	0%	3,500	-	-	0%
645 Insurance	40,000	-	-	0%	40,000	-	-	0%
650 Interest		-	-	0%		-	-	0%

6.C.1

657	Lab	16,000	-	-	0%	25,000	-	-	0%
660	Memberships & Subscriptior	28,500	-	-	0%	25,500	-	-	0%
665	Mileage Reimb	2,500	-	-	0%	2,500	-	-	0%
670	Postage & Shipping	4,800	-	-	0%	4,750	-	-	0%
675	Professional Services	20,000	-	-	0%	20,000	-	-	0%
685	Rents	5,700	-	-	0%	3,700	-	-	0%
690	Safety & Security	4,625	-	-	0%	10,625	-	-	0%
700	Tools & Instruments	3,875	-	-	0%	6,875	-	-	0%
703	Supplies - Clothing & Person:	1,675	-	-	0%	2,175	-	-	0%
705	Supplies - Office	4,250	-	-	0%	4,750	-	-	0%
715	Treatment Chemicals	47,000	-	-	0%	53,000	-	-	0%
720	Supplies - Operating - Other	11,500	-	-	0%	26,500	-	-	0%
730	Taxes - Licenses	1,500	-	-	0%	2,300	-	-	0%
735	Training	2,750	-	-	0%	3,250	-	-	0%
745	Travel	1,750	-	-	0%	1,750	-	-	0%
750	Utilities	127,750	-	-	0%	97,750	-	-	0%
760	Waste Disposal	550	-	-	0%	52,250	-	-	0%
795	Yolo Co	52,000	-	-	0%				
799	Misc	-	-	-	0%	-	-	-	0%
Services and Supplies >		411,985	-	-	0%	414,925	-	-	0%
810	R&R Buildings & Grounds	7,500	-	-	0%	7,500	-	-	0%
815	R & R Damage Claims	5,000	-	-	0%	-	-	-	0%
820	R&R Lift Stations	-	-	-	0%	-	-	-	0%
830	R&R Equipment	2,500	-	-	0%	6,000	-	-	0%
832	R&R Mains/Service Lines	-	-	-	0%	-	-	-	0%
840	R&R Vehicles (\$2k/vehicle)	3,250	-	-	0%	4,250	-	-	0%
Repairs & Replacement >		18,250	-	-	0%	17,750	-	-	0%
<b>Total Expenses &gt;</b>		<b>967,954</b>	<b>-</b>	<b>-</b>	<b>0%</b>	<b>1,016,501</b>	<b>-</b>	<b>-</b>	<b>0%</b>

60.2

o Administration - Budget Variance Report Jul 2017		2017-2018 Budget		Actual	Target % >	%	Total
Thru End of		Annual	YTD	YTD		Spent	Remaining
Expenses							
505	Salaries & Wages	385,951	-	-		0.0%	385,951
510	Contracted Labor	-	-	-			-
520	FICA - District Share	31,938	-	-		0.0%	31,938
530	Medical Ins - District Share	86,993	-	-		0.0%	86,993
540	PERS-District Share (incl unfunded Liab)	69,145	-	-		0.0%	69,145
550	Unemployment	18,000	-	-		0.0%	18,000
560	Workers Comp Ins	8,668	-	-		0.0%	8,668
Salaries and Employee Benefits >		600,694	-	-		0.0%	600,694
605	Advertising	400	-	-		0.0%	400
610	Bank Fees	5,600	-	-		0.0%	5,600
620	Communications & Internet	7,000	-	-		0.0%	7,000
622	Board Exp	20,000	-	-		0.0%	20,000
625	Equip - Field (up to \$4999)	0	-	-		0.0%	0
630	Equip - Office	2,500	-	-		0.0%	2,500
640	Fuel & Oil	0	-	-		0.0%	0
645	Insurance	0	-	-		0.0%	0
650	Interest	0	-	-		0.0%	0
657	Outsource Lab / Internal Lab	0	-	-		0.0%	0
660	Memberships & Subscriptions	1,000	-	-		0.0%	1,000
665	Mileage Reimb	3,500	-	-		0.0%	3,500
670	Postage & Shipping	9,400	-	-		0.0%	9,400
675	Professional Services (Legal, IT, etc)	20,000	-	-		0.0%	20,000
685	Rents	7,400	-	-		0.0%	7,400
690	Safety & Security (boots)	3,500	-	-		0.0%	3,500
700	Tools & Instruments	0	-	-		0.0%	0
703	Supplies - Clothing & Personal	600	-	-		0.0%	600
705	Supplies - Office	6,250	-	-		0.0%	6,250
715	Treatment Chemicals	0	-	-		0.0%	0
720	Supplies - Operating - Other	0	-	-		0.0%	0
730	Taxes - Licenses	0	-	-		0.0%	0
735	Training (Classes, books)	2,000	-	-		0.0%	2,000
745	Travel / Lodging	1,500	-	-		0.0%	1,500
750	Utilities	5,500	-	-		0.0%	5,500
760	Waste Disposal	500	-	-		0.0%	500
795	Yolo Co	0	-	-		0.0%	0
799	Misc	0	-	-		0.0%	0
Services and Supplies >		96,650	-	-		0.0%	96,650
810	R&R Buildings & Grounds	5,000	-	-		0.0%	5,000
815	R & R Damage Claims	0	-	-		0.0%	0
820	R&R Lift Stations	-	-	-		0.0%	-
830	R&R Equipment	2,000	-	-		0.0%	2,000
832	R&R Mains/Service Lines	0	-	-		0.0%	0
840	R&R Vehicles (\$2k/vehicle)	500	-	-		0.0%	500
Repairs & Replacement >		7,500	-	-		0.0%	7,500
<b>Total Expenses &gt;</b>		<b>704,844</b>	<b>-</b>	<b>-</b>		<b>0.0%</b>	<b>704,844</b>

603

0 D\C - Budget Variance Report Jul 2017		2017-2018 Budget		Target % >	0.0%	
	Thru End of	Annual	YTD	Actual	%	Total
	Expenses			YTD	Spent	Remaining
505	Salaries & Wages	45,439	-	-	0.0%	45,439
510	Contracted Labor	-	-	-		-
520	FICA - District Share	3,722	-	-	0.0%	3,722
530	Medical Ins - District Share	18,502	-	-	0.0%	18,502
540	PERS - District Share	2,487	-	-	0.0%	2,487
550	Unemployment	0	-	-	0.0%	0
560	Workers Comp Ins	2,453	-	-	0.0%	2,453
	Salaries and Employee Benefits >	72,603	-	-	0.0%	72,603
605	Advertising	0	-	-	0.0%	0
610	Bank Fees	0	-	-	0.0%	0
620	Communications & Internet	0	-	-	0.0%	0
622	Board Exp	0	-	-	0.0%	0
625	Equip - Field (up to \$4999)	2,500	-	-	0.0%	2,500
630	Equip - Office	0	-	-	0.0%	0
640	Fuel & Oil	4,000	-	-	0.0%	4,000
645	Insurance	0	-	-	0.0%	0
650	Interest	0	-	-	0.0%	0
657	Outsource Lab / Internal Lab	0	-	-	0.0%	0
660	Memberships & Subscriptions	0	-	-	0.0%	0
665	Mileage Reimb	0	-	-	0.0%	0
670	Postage & Shipping	0	-	-	0.0%	0
675	Professional Services (SCADA)	0	-	-	0.0%	0
685	Rents	0	-	-	0.0%	0
690	Safety & Security (boots)	3,750	-	-	0.0%	3,750
700	Tools & Instruments	3,750	-	-	0.0%	3,750
703	Supplies - Clothing & Personal	750	-	-	0.0%	750
705	Supplies - Office	250	-	-	0.0%	250
715	Treatment Chemicals	0	-	-	0.0%	0
720	Supplies - Operating - Other	13,000	-	-	0.0%	13,000
730	Taxes - Licenses	0	-	-	0.0%	0
735	Training (classes, books)	1,500	-	-	0.0%	1,500
745	Travel / Lodging	1,000	-	-	0.0%	1,000
750	Utilities	0	-	-	0.0%	0
760	Waste Disposal	0	-	-	0.0%	0
795	Yolo Co	0	-	-	0.0%	0
799	Misc	0	-	-	0.0%	0
	Services and Supplies >	30,500	-	-	0.0%	30,500
810	R&R Buildings & Grounds	-	-	-	0.0%	-
815	R & R Damage Claims	0	-	-	0.0%	0
820	R&R Lift Stations	-	-	-	0.0%	-
830	R&R Equipment	-	-	-	0.0%	-
832	R&R Mains/Service Lines	-	-	-	0.0%	-
840	R&R Vehicles (\$2k/vehicle)	-	-	-	0.0%	-
	Repairs & Replacement >	0	-	-	0.0%	0
	<b>Total Expenses &gt;</b>	<b>103,103</b>	<b>-</b>	<b>-</b>	<b>0.0%</b>	<b>103,103</b>

## Sewer - Budget Variance Report Jul 2017

Target % &gt; 0.0%

6.C.4

	Thru End of Expenses	2017-2018 Budget		Actual YTD	% Spent	Total Remaining
		Annual	YTD			
505	Salaries & Wages	146,675	-	-	0.0%	146,675
510	Contracted Labor	12,000	-	-	0.0%	12,000
520	FICA - District Share	12,045	-	-	0.0%	12,045
530	Medical Ins - District Share	60,372	-	-	0.0%	60,372
540	PERS - District Share	9,435	-	-	0.0%	9,435
550	Unemployment	0	-	-	0.0%	0
560	Workers Comp Ins	6,650	-	-	0.0%	6,650
	Salaries and Employee Benefits >	247,177	-	-	0.0%	247,177
605	Advertising	0	-	-	0.0%	0
610	Bank Fees	0	-	-	0.0%	0
620	Communications & Internet	3,500	-	-	0.0%	3,500
622	Board Exp	0	-	-	0.0%	0
625	Equip - Field (up to \$4999)	1,500	-	-	0.0%	1,500
630	Equip - Office	1,000	-	-	0.0%	1,000
640	Fuel & Oil (Schaeffers)	1,500	-	-	0.0%	1,500
645	Insurance	40,000	-	-	0.0%	40,000
650	Interest	0	-	-	0.0%	0
657	Outsource Lab / Internal Lab	25,000	-	-	0.0%	25,000
660	Memberships & Subscriptions	25,000	-	-	0.0%	25,000
665	Mileage Reimb	500	-	-	0.0%	500
670	Postage & Shipping	50	-	-	0.0%	50
675	Professional Services (SCADA)	10,000	-	-	0.0%	10,000
685	Rents	0	-	-	0.0%	0
690	Safety & Security (boots)	7,000	-	-	0.0%	7,000
700	Tools & Instruments	5,000	-	-	0.0%	5,000
703	Supplies - Clothing & Personal	1,500	-	-	0.0%	1,500
705	Supplies - Office	1,500	-	-	0.0%	1,500
715	Treatment Chemicals	53,000	-	-	0.0%	53,000
720	Supplies-Operating-Other-Titan Tubes	20,000	-	-	0.0%	20,000
730	Taxes - Licenses	2,300	-	-	0.0%	2,300
735	Training (classes, books)	1,500	-	-	0.0%	1,500
745	Travel / Lodging	500	-	-	0.0%	500
750	Utilities	95,000	-	-	0.0%	95,000
760	Waste Disposal	52,000	-	-	0.0%	52,000
795	Yolo Co	0	-	-	0.0%	0
799	Misc	0	-	-	0.0%	0
	Services and Supplies >	347,350	-	-	0.0%	347,350
810	R&R Buildings & Grounds	5,000	-	-	0.0%	5,000
815	R & R Damage Claims	0	-	-	0.0%	0
820	R&R Lift Stations	0	-	-	0.0%	0
830	R&R Equipment	5,000	-	-	0.0%	5,000
832	R&R Mains/Service Lines	0	-	-	0.0%	-
840	R&R Vehicles (\$2k/vehicle)	4,000	-	-	0.0%	4,000
	Repairs & Replacement >	14,000	-	-	0.0%	14,000
	<b>Total Expenses &gt;</b>	<b>608,527</b>	<b>-</b>	<b>-</b>	<b>0.0%</b>	<b>608,527</b>

## Water - Budget Variance Report July 2017

Target % &gt; 0.0%

6.C.5

Thru End of		2017-2018 Budget		Actual	%	Total
Expenses		Annual	YTD	YTD	Spent	Remaining
505	Salaries & Wages	140,020	-	-	0.0%	140,020
510	Contracted Labor	0	-	-	0.0%	0
520	FICA - District Share	11,754	-	-	0.0%	11,754
530	Medical Ins - District Share	20,320	-	-	0.0%	20,320
540	PERS - District Share	19,497	-	-	0.0%	19,497
550	Unemployment	0	-	-	0.0%	0
560	Workers Comp Ins	9,480	-	-	0.0%	9,480
Salaries and Employee Benefits >		201,071	-	-	0.0%	201,071
605	Advertising	0	-	-	0.0%	0
610	Bank Fees	0	-	-	0.0%	0
620	Communications & Internet	4,000	-	-	0.0%	4,000
622	Board Exp	0	-	-	0.0%	0
625	Equip - Field (\$300 - \$4999)	0	-	-	0.0%	0
630	Equip - Office	500	-	-	0.0%	500
640	Fuel & Oil	6,000	-	-	0.0%	6,000
645	Insurance	40,000	-	-	0.0%	40,000
650	Interest	0	-	-	0.0%	0
657	Outside Lab / Internal Lab	16,000	-	-	0.0%	16,000
660	Memberships & Subscriptions	28,000	-	-	0.0%	28,000
665	Mileage Reimb	500	-	-	0.0%	500
670	Postage & Shipping	100	-	-	0.0%	100
675	Professional Services (SCADA)	10,000	-	-	0.0%	10,000
685	Rents	2,000	-	-	0.0%	2,000
690	Safety & Security (boots)	1,000	-	-	0.0%	1,000
700	Tools & Instruments	2,000	-	-	0.0%	2,000
703	Supplies - Clothing & Personal	1,000	-	-	0.0%	1,000
705	Supplies - Office	1,000	-	-	0.0%	1,000
715	Treatment Chemicals	47,000	-	-	0.0%	47,000
720	Supplies - Operating - Other	5,000	-	-	0.0%	5,000
730	Taxes - Licenses	1,500	-	-	0.0%	1,500
735	Training (classes, books)	1,000	-	-	0.0%	1,000
745	Travel / Lodging	500	-	-	0.0%	500
750	Utilities	125,000	-	-	0.0%	125,000
760	Waste Disposal	300	-	-	0.0%	300
795	Yolo Co	52,000	-	-	0.0%	52,000
799	Misc	0	-	-	0.0%	0
Services and Supplies >		344,400	-	-	0.0%	344,400
810	R&R Buildings & Grounds	5,000	-	-	0.0%	5,000
815	R & R Damage Claims	5,000	-	-	0.0%	5,000
820	R&R Lift Stations	0	-	-	0.0%	0
830	R&R Equipment	1,500	-	-	0.0%	1,500
832	R&R Mains/Service Lines	0	-	-	0.0%	-
840	R&R Vehicles (\$2k/vehicle)	3,000	-	-	0.0%	3,000
Repairs & Replacement >		14,500	-	-	0.0%	14,500
Total Expenses >		559,971	-	-	0.0%	559,971

# Clearlake Oaks Co Water District

6.C.C.

## Budget Variance Report 2017-2018

### SEWER-CRP

Target % > **0.0%**

Summary	Budget Annual	YTD	Actual YTD Amount	%
SEWER CRP Revenue	341,769	-	0.0%	0%
SEWER CRP Expenses	217,923	-	0.0%	0%
USDA Annual Payment	129,000	-		
Reimbuseable fees for Eng Cost prior to grant	95,000	-		
Short term depreciation reserve	30,000	-		
Operating Balance (loss)	<b>78,197</b>	-		

Expenses		2016 - 2017 Budget		Actual	%	Total
		Annual	YTD	YTD	Spent	Remaining
505	Salaries & Wages	43,711	-	-	0.0%	43,711
510	Contracted Labor	-	-	-		-
520	FICA - District Share	3,578	-	-	0.0%	3,578
530	Medical Ins - District Share	10,160	-	-	0.0%	10,160
540	PERS - District Share	2,374	-	-	0.0%	2,374
550	Unemployment	-	-	-	0.0%	-
560	Workers Comp Ins	2,350	-	-	0.0%	2,350
	<b>Salaries and Employee Benefits &gt;</b>	<b>62,173</b>	<b>-</b>	<b>-</b>	<b>0.0%</b>	<b>62,173</b>
605	Advertising	0	-	-	0.0%	0
610	Bank Fees	0	-	-	0.0%	0
620	Communications & Internet	5,000	-	-	0.0%	5,000
622	Board Exp	0	-	-	0.0%	0
625	Equip - Field (up to \$4999)	1,250	-	-	0.0%	1,250
630	Equip - Office	2,500	-	-	0.0%	2,500
640	Fuel & Oil	2,000	-	-	0.0%	2,000
645	Insurance	0	-	-	0.0%	0
650	Interest	0	-	-	0.0%	0
657	Outsource Lab / Internal Lab	0	-	-	0.0%	0
660	Memberships & Subscriptions	0	-	-	0.0%	0
665	Mileage Reimb	0	-	-	0.0%	0
670	Postage & Shipping	0	-	-	0.0%	0
675	Professional Services (SCADA)	0	-	-	0.0%	0
685	Rents	0	-	-	0.0%	0
690	Safety & Security (boots)	0	-	-	0.0%	0
700	Tools & Instruments	0	-	-	0.0%	0
703	Supplies - Clothing & Personal	0	-	-	0.0%	0
705	Supplies - Office	0	-	-	0.0%	0
715	Treatment Chemicals	0	-	-	0.0%	0
720	Supplies - Operating - Other	8,500	-	-	0.0%	8,500
730	Taxes - Licenses	0	-	-	0.0%	0
735	Training (classes, books)	0	-	-	0.0%	0
745	Travel / Lodging	0	-	-	0.0%	0
750	Utilities	0	-	-	0.0%	0
760	Waste Disposal	0	-	-	0.0%	0
795	Yolo Co	0	-	-	0.0%	0
799	Misc	0	-	-	0.0%	0
	<b>Services and Supplies &gt;</b>	<b>19,250</b>	<b>-</b>	<b>-</b>	<b>0.0%</b>	<b>19,250</b>
810	R&R Buildings & Grounds	35,000	-	-	0.0%	35,000
815	R & R Damage Claims	0	-	-	0.0%	0
820	R&R Lift Stations	20,000	-	-	0.0%	20,000
830	R&R Equipment	5,000	-	-	0.0%	5,000
832	R&R Mains/Service Lines	50,000	-	-	0.0%	50,000
840	R&R Vehicles (\$2k/vehicle)	26,500	-	-	0.0%	26,500
	<b>Repairs &amp; Replacement &gt;</b>	<b>136,500</b>	<b>-</b>	<b>-</b>	<b>0.0%</b>	<b>136,500</b>
	<b>Total Expenses &gt;</b>	<b>217,923</b>	<b>-</b>	<b>-</b>	<b>0.0%</b>	<b>217,923</b>

6.C.7

Clearlake Oaks Co Water District  
Budget Variance Report 2017-2018

0

Target % > 0.0%

Thru End of Summary	WATER - CRP Budget		Actual YTD	
	Annual	YTD	Amount	%
<b>WATER CRP Revenue</b>	337,932	-	0.0%	0%
<b>WATER CRP Expenses</b>	190,272	-	0.0%	0%
Reimburs Eng fees prior to grant funding	75,000	-		
<b>Operating Balance</b>	<b>72,660</b>	-		

Expenses		2016 - 2017 Budget Annual	YTD	Actual YTD	% Spent	Total Remaining
505	Salaries & Wages	46,964	-	-		46,964
510	Contracted Labor	0	-	-	0.0%	0
520	FICA - District Share	3,955	-	-	0.0%	3,955
530	Medical Ins - District Share	18,502	-	-	0.0%	18,502
540	PERS - District Share	2,547	-	-	0.0%	2,547
550	Unemployment	0	-	-	0.0%	0
560	Workers Comp Ins	2,554	-	-	0.0%	2,554
	<b>Salaries and Employee Benefits &gt;</b>	<b>74,522</b>	-	-	<b>0.0%</b>	<b>74,522</b>
605	Advertising	0	-	-	0.0%	0
610	Bank Fees	0	-	-	0.0%	0
620	Communications & Internet	5,000	-	-	0.0%	5,000
622	Board Exp	0	-	-	0.0%	0
625	Equip - Field (up to \$4999)	1,250	-	-	0.0%	1,250
630	Equip - Office	2,500	-	-		
640	Fuel & Oil	2,000	-	-	0.0%	2,000
645	Insurance	0	-	-	0.0%	0
650	Interest	0	-	-	0.0%	0
657	Outsource Lab / Internal Lab	0	-	-	0.0%	0
660	Memberships & Subscriptions	0	-	-	0.0%	0
665	Mileage Reimb	0	-	-	0.0%	0
670	Postage & Shipping	0	-	-	0.0%	0
675	Professional Services (SCADA)	0	-	-	0.0%	0
685	Rents	0	-	-	0.0%	0
690	Safety & Security (boots)	0	-	-	0.0%	0
700	Tools & Instruments	0	-	-	0.0%	0
703	Supplies - Clothing & Personal	0	-	-	0.0%	0
705	Supplies - Office	0	-	-	0.0%	0
715	Treatment Chemicals	0	-	-	0.0%	0
720	Supplies - Operating - Other	8,500	-	-	0.0%	8,500
730	Taxes - Licenses	0	-	-	0.0%	0
735	Training (classes, books)	0	-	-	0.0%	0
745	Travel / Lodging	0	-	-	0.0%	0
750	Utilities	0	-	-	0.0%	0
760	Waste Disposal	0	-	-	0.0%	0
795	Yolo Co	0	-	-	0.0%	0
799	Misc	0	-	-	0.0%	0
	<b>Services and Supplies &gt;</b>	<b>19,250</b>	-	-	<b>0.0%</b>	<b>19,250</b>
810	R&R Buildings & Grounds	15,000	-	-	0.0%	15,000
815	R & R Damage Claims	0	-	-	0.0%	0
820	R&R Lift Stations	0	-	-	0.0%	0
830	R&R Equipment	5,000	-	-	0.0%	5,000
832	R&R Mains/Service Lines	50,000	-	-	0.0%	50,000
840	R&R Vehicles (\$2k/vehicle)	26,500	-	-	0.0%	26,500
	<b>Repairs &amp; Replacement &gt;</b>	<b>96,500</b>	-	-	<b>0.0%</b>	<b>96,500</b>
	<b>Total Expenses &gt;</b>	<b>190,272</b>	-	-	<b>0.0%</b>	<b>190,272</b>

